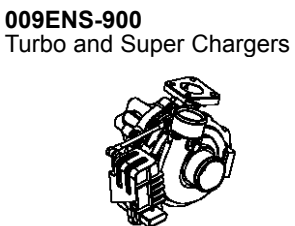

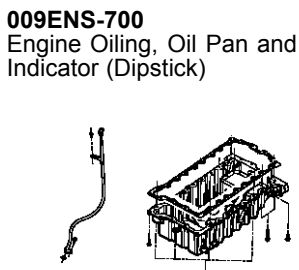

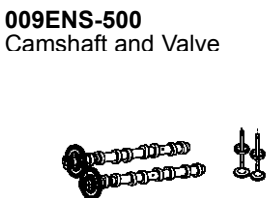
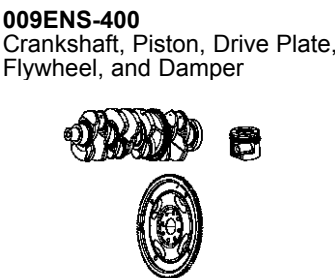

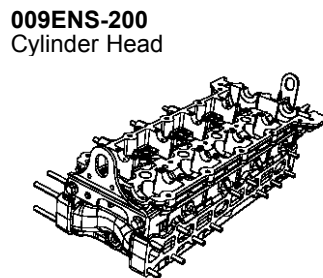
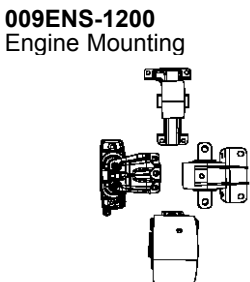
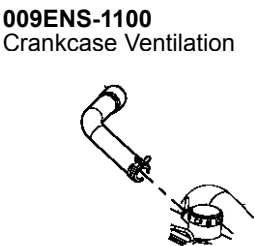
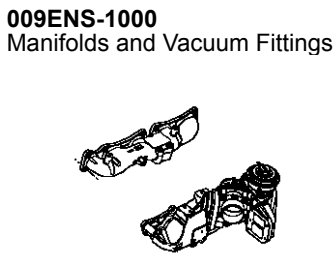
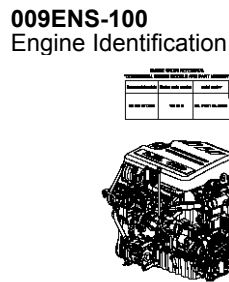
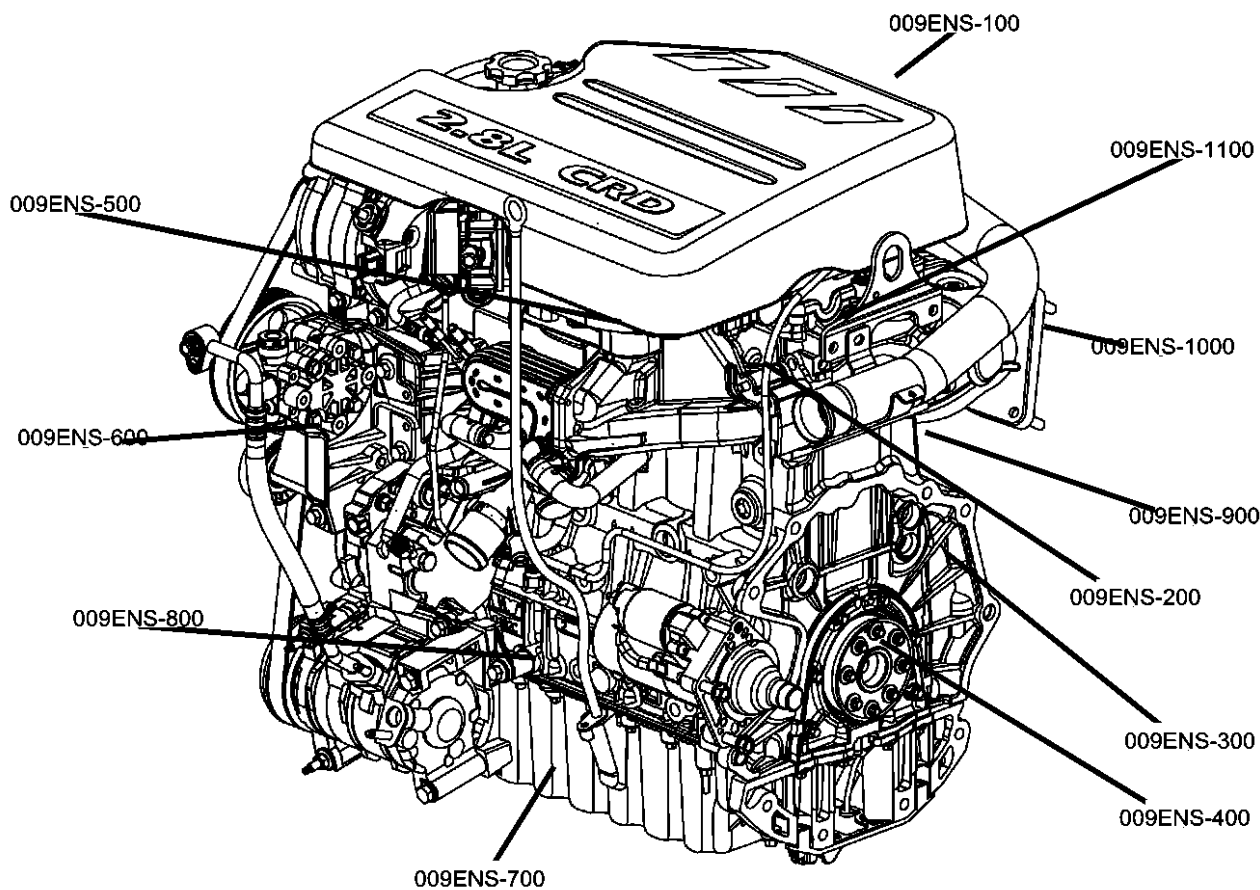


# Group - 009ENS

## 2.8L Turbo Diesel; Engine



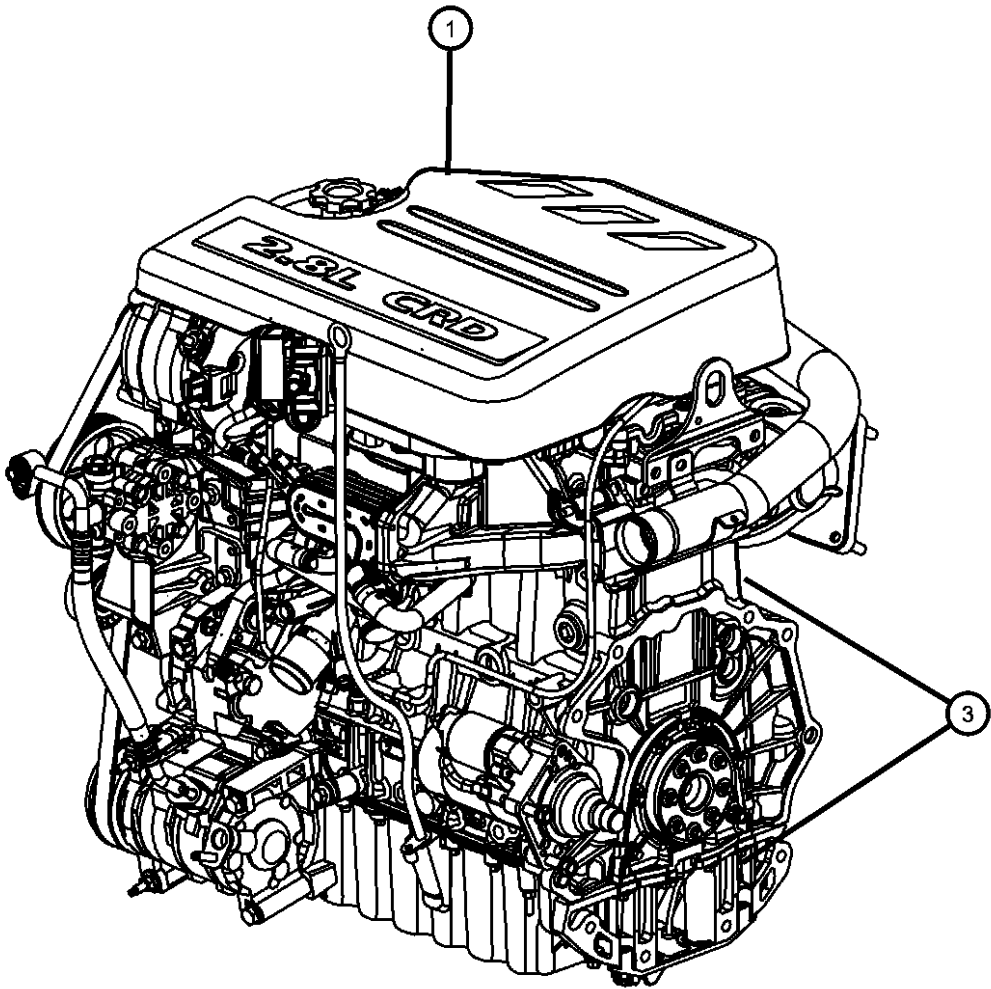
Group - 009ENS 2.8L Turbo Diesel; Engine

Illustration Title	Group-Fig. No.
<b>Engine Identification</b>	
Engine Assembly And Identification 2.8L Diesel[ENS] .....	Fig. 009ENS - 105
Engine Gasket Package 2.8L Diesel [ENS] .....	Fig. 009ENS - 145
<b>Cylinder Head</b>	
Cylinder Head Cover 2.8L Diesel [ENS] .....	Fig. 009ENS - 205
Cylinder Head 2.8L Diesel [ENS] .....	Fig. 009ENS - 225
<b>Cylinder Block</b>	
Engine Cylinder Block 2.8L Diesel [ENS] .....	Fig. 009ENS - 305
<b>Crankshaft, Piston, Drive Plate, Flywheel, and Damper</b>	
Crankshaft, Crankshaft Bearings, Damper, And Flywheel 2.8L Diesel [ENS] .....	Fig. 009ENS - 405
Pistons, Rings, Connecting Rods 2.8L Diesel [ENS] .....	Fig. 009ENS - 425
<b>Camshaft and Valve</b>	
Camshafts & Valvetrain 2.8L Diesel [ENS] .....	Fig. 009ENS - 505
<b>Timing Belt/Chain and Cover and Balance Shaft</b>	
Timing Case Covers 2.8L Diesel [ENS] .....	Fig. 009ENS - 605
Timing System 2.8L Diesel [ENS] .....	Fig. 009ENS - 625
Balance Shafts 2.8L Diesel [ENS] .....	Fig. 009ENS - 645
<b>Engine Oiling, Oil Pan and Indicator (Dipstick)</b>	
Engine Oiling Pump 2.8L Diesel [ENS] .....	Fig. 009ENS - 705
Engine Oil Pan, Engine Oil Level Indicator And Related Parts 2.8L Diesel [ENS] .....	Fig. 009ENS - 725
Engine Oil Filter And Housing 2.8L Diesel [ENS] .....	Fig. 009ENS - 745
<b>Engine Oil Cooler</b>	
Engine Oil Cooler 2.8L Diesel [ENS] .....	Fig. 009ENS - 805
<b>Turbo and Super Chargers</b>	
Turbocharger And Oil Tubes/Hoses 2.8L Diesel [ENS] .....	Fig. 009ENS - 925
<b>Manifolds and Vacuum Fittings</b>	
Exhaust Manifold And Shield 2.8L Diesel [ENS] .....	Fig. 009ENS - 1005
Intake Manifold 2.8L Diesel [ENS] .....	Fig. 009ENS - 1025
<b>Crankcase Ventilation</b>	
Crankcase Ventilation 2.8L Diesel [ENS] .....	Fig. 009ENS - 1105
<b>Engine Mounting</b>	
Engine Mounting 2.8L Diesel [ENS] .....	Fig. 009ENS - 1205

Engine Assembly And Identification 2.8L Diesel[ENS]  
Figure 009ENS-105

ENGINE CROSS REFERENCE  
"COMMERCIAL ENGINE MODELS AND PART NUMBER"

Commercial models	Engine code number	serial number
RA 428 RT7.05A	VM 64 C	dm. 01001 fm. 99999



ITEM	PART NUMBER	QTY	LINE	SERIES	BODY	ENGINE	TRANS	TRIM	DESCRIPTION
------	-------------	-----	------	--------	------	--------	-------	------	-------------

NOTE:  
Illustrated Is A Chart Of Engines Listed In The Catalog With Relative Engine Prefix And Serial Number.  
Dm. = From Serial Number  
Fm. = Up To Serial Number  
These Stampings Are Found On The Left Side Of The Engine By The Timing Cover.  
Sales Codes:  
[DBB] = All Manual Transmissions  
[DEH] = 6-Speed Manual NSG370 Transmission  
[DGQ] = 5-Speed Automatic 545RFE Transmission  
[DGV] = 4-Speed Automatic VLP 42RLE Transmission  
[DG0] = All Automatic Transmissions  
[DHE] = Manual Shift On The Fly NVG 241 Generation II Transfer Case  
[DHW] = 4:1 Rock-Trac H.D. Part Time 4WD NVG 241 Transfer Case  
[EGT] = 3.8L V-6 SMPI Engine  
[EG0] = All V-6 Engines  
[ENS] = 2.8L 4 Cylinder Turbo Diesel Next Generation  
[EN0] = All Turbo Diesel Engines  
[NAA] = Federal Emissions  
[NAE] = California Emissions  
[NAS] = 50 State Emissions  
[NA1] = Export Emissions  
[XEF] = Transfer Case Skid Plate Sheild

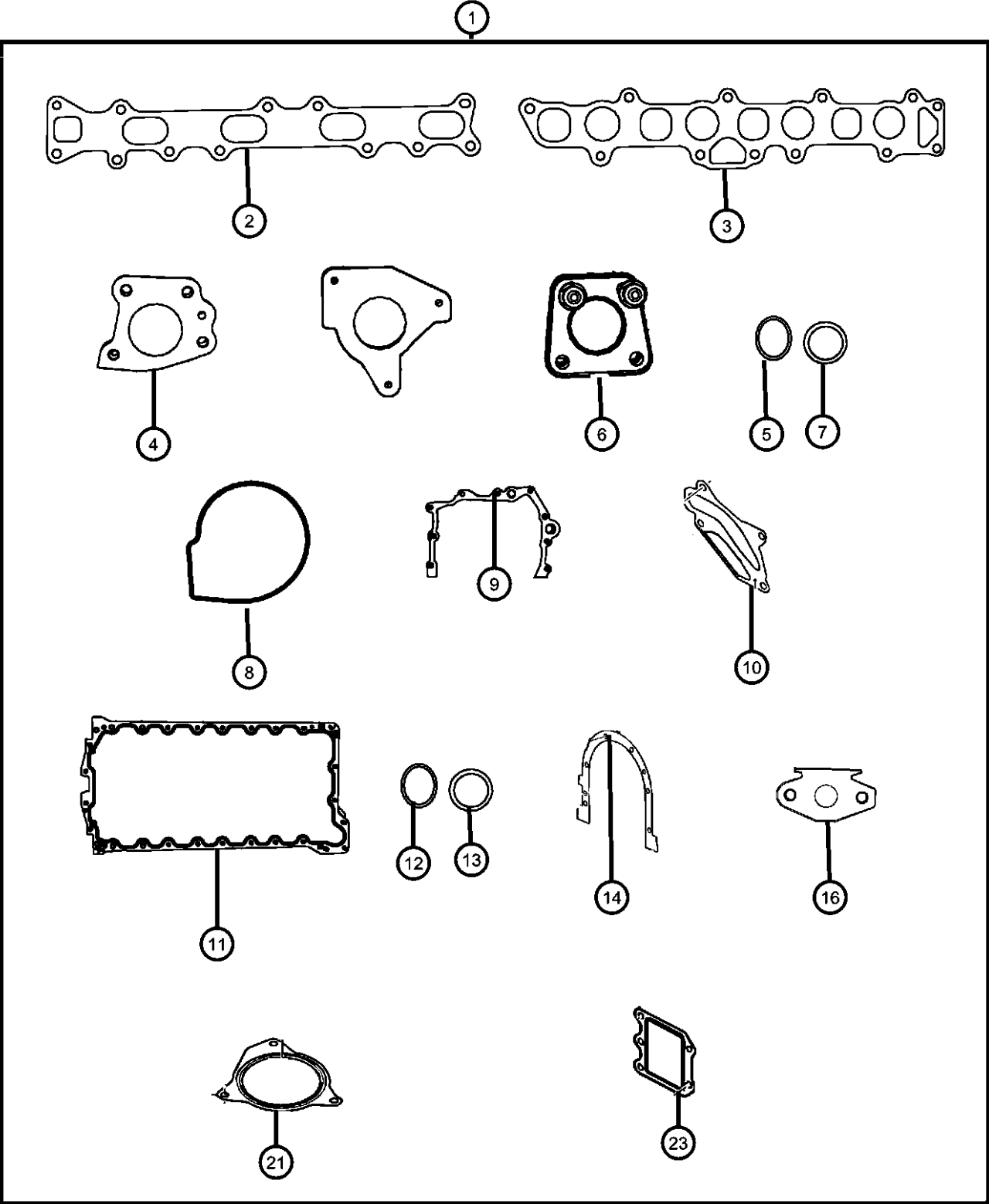
1	52059943AD	1
2	52059943AD	1
3	52059943AD	1

ENGINE, Complete, Diesel, (NOT SERVICED)  
LABEL, Engine Identification, See Note, (NOT SERVICED)  
ENGINE, Long Block, (NOT SERVICED)

WRANGLER (JK)				
SERIES	LINE	BODY	ENGINE	TRANSMISSION
P = PREMIUM	T = JEEP - 2WD	72 = SPORT UTILITY 2-DR	EGT = 3.8L V6 SMPI Engine	DEH = 6-Speed Manual NSG370
S = SPORT	J = JEEP - 4WD	TYPE #2	ENS = 2.8L 4 Cyl TD Next	Transmission
M = MEDIUM	U = JEEP - 4WD (RHD)	74 = SPORT UTILITY 4-DR	Generation Engine	DGV = 4-Spd. Automatic VLP 42RLE
L = LOWLINE		TYPE #4		Trans
				DGQ = 5-Spd Automatic 545RFE
				Transmission

AR = use ase required - = Non illustrated part

Engine Gasket Package 2.8L Diesel [ENS]  
Figure 009ENS-145



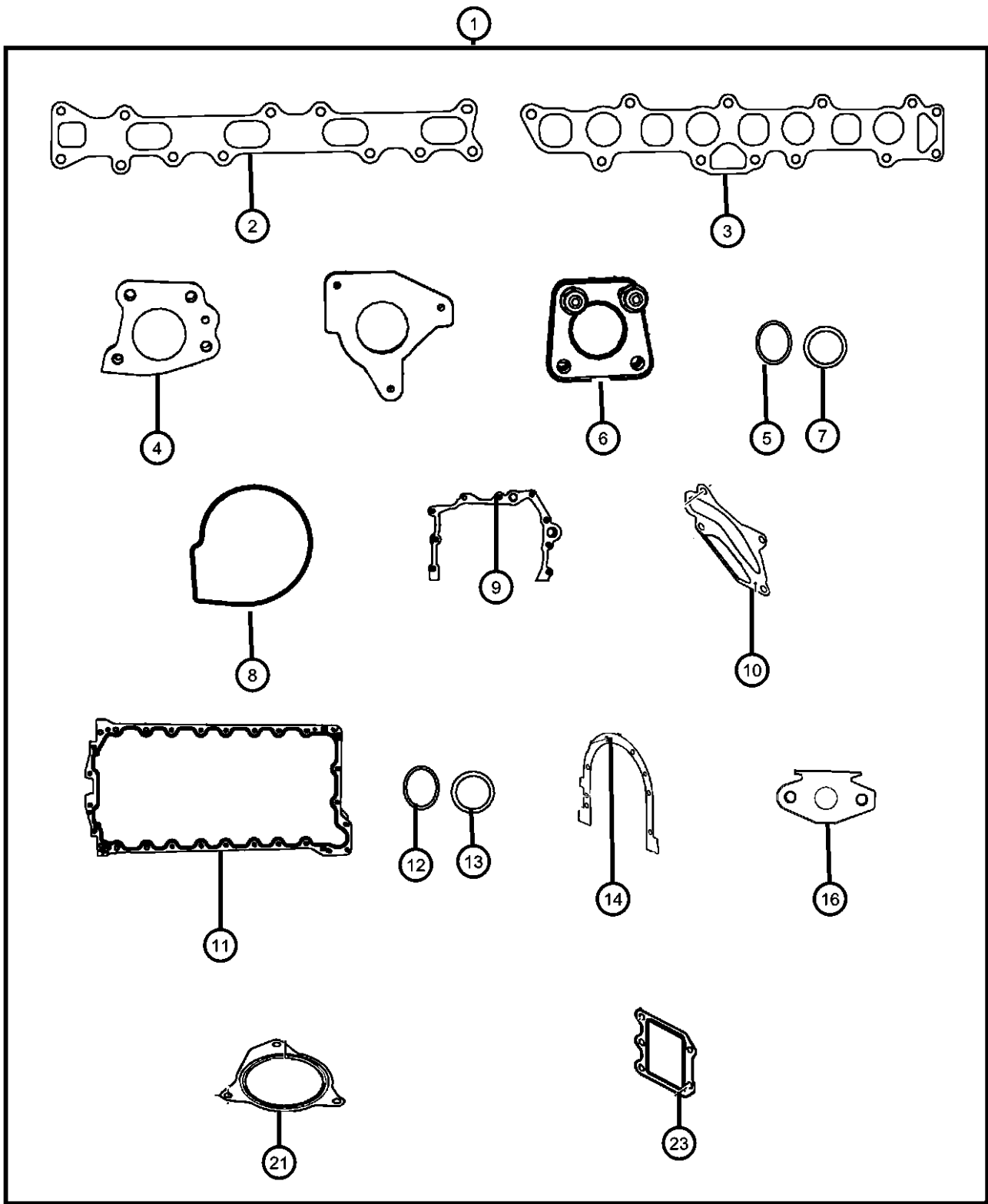
ITEM	PART NUMBER	QTY	LINE	SERIES	BODY	ENGINE	TRANS	TRIM	DESCRIPTION
------	-------------	-----	------	--------	------	--------	-------	------	-------------

NOTE:  
Sales Codes:  
[DBB] = All Manual Transmissions  
[DEH] = 6-Speed Manual NSG370 Transmission  
[DGQ] = 5-Speed Automatic 545RFE Transmission  
[DGV] = 4-Speed Automatic VLP 42RLE Transmission  
[DG0] = All Automatic Transmissions  
[DHE] = Manual Shift On The Fly NVG 241 Generation II Transfer Case  
[DHW] = 4:1 Rock-Trac H.D. Part Time 4WD NVG 241 Transfer Case  
[EGT] = 3.8L V-6 SMPI Engine  
[EG0] = All V-6 Engines  
[ENS] = 2.8L 4 Cylinder Turbo Diesel Next Generation  
[EN0] = All Turbo Diesel Engines  
[NAA] = Federal Emissions  
[NAE] = California Emissions  
[NAS] = 50 State Emissions  
[NA1] = Export Emissions  
[XEF] = Transfer Case Skid Plate Shield

1	68032196AA	1	J, U			ENS	DG0		GASKET PACKAGE, Engine
		1	J, T, U			ENS	DG0		
		1	J, U			ENS	DBB		
		1	J, T, U			ENS	DBB		
2	68027585AA	1	J, U			ENS	DG0		GASKET, Exhaust Manifold
		1	J, T, U			ENS	DG0		
		1	J, U			ENS	DBB		
		1	J, T, U			ENS	DBB		
3	68027586AA	1	J, U			ENS	DG0		GASKET, Intake Manifold
		1	J, T, U			ENS	DG0		
		1	J, U			ENS	DBB		
		1	J, T, U			ENS	DBB		
4	68027590AA	1	J, U			ENS	DG0		GASKET, EGR Valve
		1	J, T, U			ENS	DG0		
		1	J, U			ENS	DBB		
		1	J, T, U			ENS	DBB		
5									O RING, Fuel Injector

WRANGLER (JK)		BODY		ENGINE		TRANSMISSION	
SERIES	LINE						
P = PREMIUM	T = JEEP - 2WD	72 = SPORT UTILITY 2-DR		EGT = 3.8L V6 SMPI Engine		DEH = 6-Speed Manual NSG370	
S = SPORT	J = JEEP - 4WD	TYPE #2		ENS = 2.8L 4 Cyl TD Next		Transmission	
M = MEDIUM	U = JEEP - 4WD (RHD)	74 = SPORT UTILITY 4-DR		Generation Engine		DGV = 4-Spd. Automatic VLP 42RLE	
L = LOWLINE		TYPE #4				Trans	
						DGQ = 5-Spd Automatic 545RFE	
						Transmission	

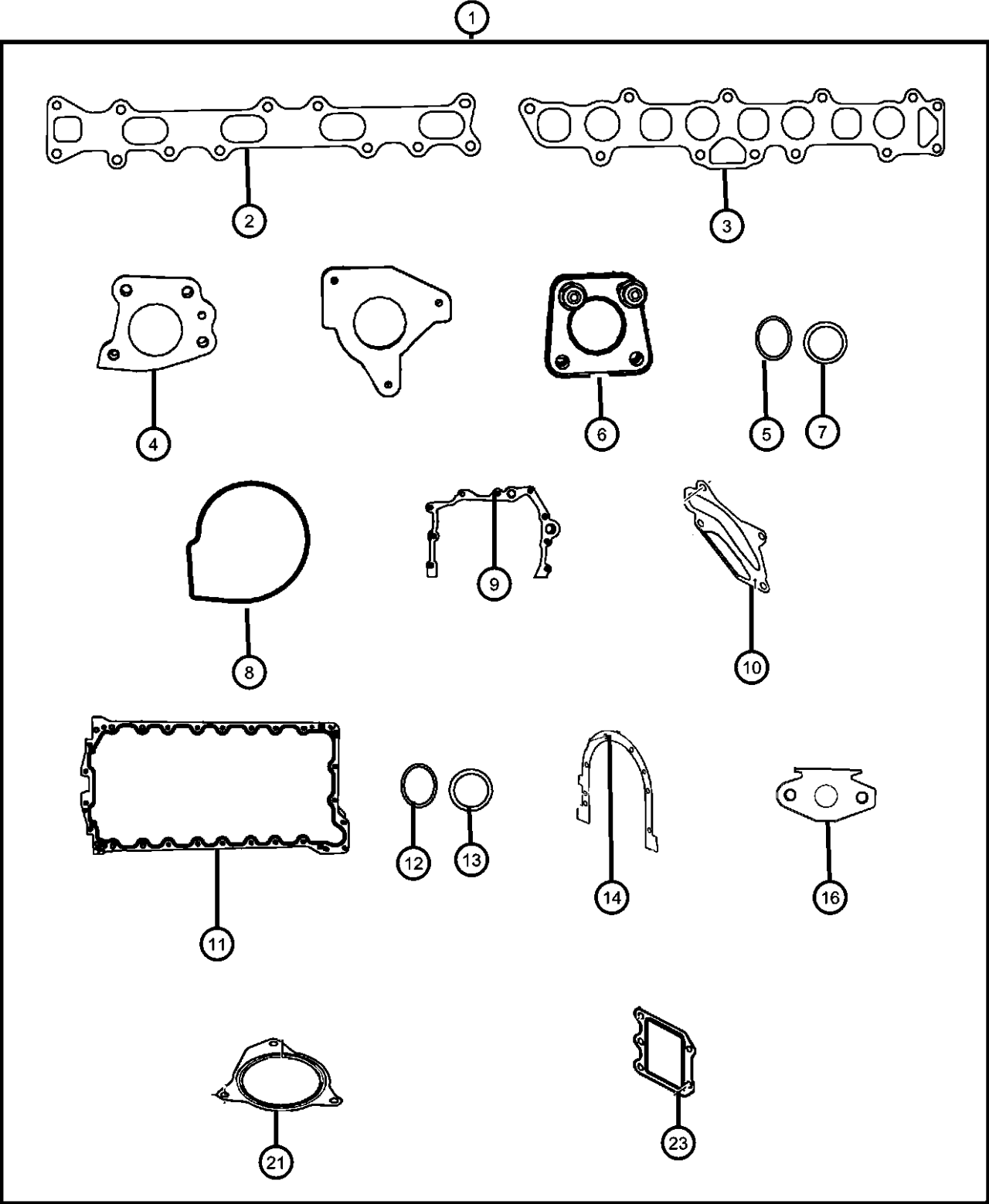
Engine Gasket Package 2.8L Diesel [ENS]  
Figure 009ENS-145



ITEM	PART NUMBER	QTY	LINE	SERIES	BODY	ENGINE	TRANS	TRIM	DESCRIPTION
	05072722AA	1	J, U			ENS	DG0		Upper
		1	J, T, U			ENS	DG0		Upper
		1	J, U			ENS	DBB		Upper
		1	J, T, U			ENS	DBB		Upper
	68032207AA	4	J, U			ENS	DG0		Lower
		4	J, T, U			ENS	DG0		Lower
		4	J, U			ENS	DBB		Lower
		4	J, T, U			ENS	DBB		Lower
6									GASKET, Turbocharger
	68027584AA	1	J, U			ENS	DG0		
		1	J, T, U			ENS	DG0		
		1	J, U			ENS	DBB		
		1	J, T, U			ENS	DBB		
7									O RING, Engine Oil Indicator
	04720373	1	J, U			ENS	DG0		
		1	J, T, U			ENS	DG0		
		1	J, U			ENS	DBB		
		1	J, T, U			ENS	DBB		
8									GASKET, Water Pump
	68031589AA	1	J, U			ENS	DG0		
		1	J, T, U			ENS	DG0		
		1	J, U			ENS	DBB		
		1	J, T, U			ENS	DBB		
9									GASKET, Timing Case Cover
	68027582AA	1	J, U			ENS	DG0		
		1	T, U, J			ENS	DG0		
		1	J, U			ENS	DBB		
		1	J, T, U			ENS	DBB		
10									GASKET, Oil Pump
	68027580AA	1	J, U			ENS	DG0		
		1	J, T, U			ENS	DG0		
		1	J, U			ENS	DBB		
		1	J, T, U			ENS	DBB		

WRANGLER (JK)				
SERIES	LINE	BODY	ENGINE	TRANSMISSION
P = PREMIUM	T = JEEP - 2WD	72 = SPORT UTILITY 2-DR	EGT = 3.8L V6 SMPI Engine	DEH = 6-Speed Manual NSG370
S = SPORT	J = JEEP - 4WD	TYPE #2	ENS = 2.8L 4 Cyl TD Next	Transmission
M = MEDIUM	U = JEEP - 4WD (RHD)	74 = SPORT UTILITY 4-DR	Generation Engine	DGV = 4-Spd. Automatic VLP 42RLE
L = LOWLINE		TYPE #4		Trans
				DGQ = 5-Spd Automatic 545RFE
				Transmission

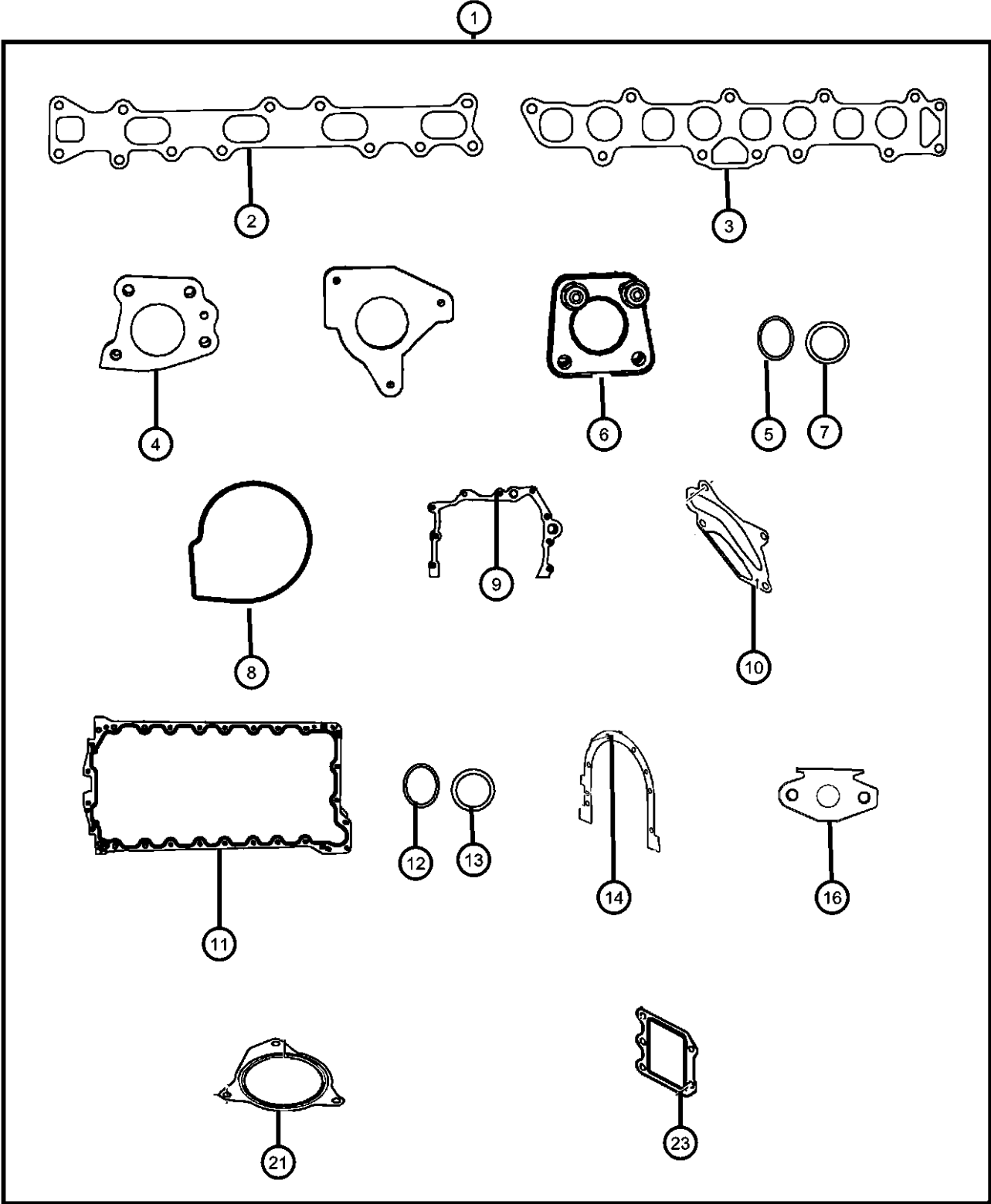
Engine Gasket Package 2.8L Diesel [ENS]  
Figure 009ENS-145



ITEM	PART NUMBER	QTY	LINE	SERIES	BODY	ENGINE	TRANS	TRIM	DESCRIPTION
11	68027583AA	1	J, U			ENS	DG0		GASKET, Oil Pan
		1	J, T, U			ENS	DG0		
		1	J, U			ENS	DBB		
		1	J, T, U			ENS	DBB		
12	04720713	2	J, U			ENS	DG0		WASHER
		2	J, T, U			ENS	DG0		Engine Oil Feed Tube
		2	J, U			ENS	DBB		Engine Oil Feed Tube
		2	J, T, U			ENS	DBB		Engine Oil Feed Tube
	05142808AA	1	J, U			ENS	DG0		Cylinder Block Plug
		1	J, T, U			ENS	DG0		Cylinder Block Plug
		1	J, U			ENS	DBB		Cylinder Block Plug
		1	J, T, U			ENS	DBB		Cylinder Block Plug
13	04864689	1	J, U			ENS	DG0		O RING
		1	J, T, U			ENS	DG0		Piston Oil Jet Cooler
		4	J, U			ENS	DBB		Piston Oil Jet Cooler
		4	T, U, J			ENS	DBB		Piston Oil Jet Cooler
	05083157AA	1	J, U			ENS	DG0		Engine Oil Indicator Tube
		1	J, T, U			ENS	DG0		Engine Oil Indicator Tube
		1	J, U			ENS	DBB		Engine Oil Indicator Tube
		1	J, T, U			ENS	DBB		Engine Oil Indicator Tube
	05096232AA	1	J, U			ENS	DG0		Air Tempature Sensor
		1	J, T, U			ENS	DG0		Air Tempature Sensor
		1	J, U			ENS	DBB		Air Tempature Sensor
		1	J, T, U			ENS	DBB		Air Tempature Sensor
	68029517AA	1	J, U			ENS	DBB		Electronic Throttle Control
		1	J, T, U			ENS	DBB		Electronic Throttle Control
		1	J, U			ENS	DG0		Electronic Throttle Control
		1	J, T, U			ENS	DG0		Electronic Throttle Control
	68031594AA	1	J, U			ENS	DG0		Coolant Housing
		1	J, T, U			ENS	DG0		Coolant Housing

WRANGLER (JK)		BODY	ENGINE	TRANSMISSION
SERIES	LINE			
P = PREMIUM	T = JEEP - 2WD	72 = SPORT UTILITY 2-DR	EGT = 3.8L V6 SMPI Engine	DEH = 6-Speed Manual NSG370
S = SPORT	J = JEEP - 4WD	TYPE #2	ENS = 2.8L 4 Cyl TD Next	Transmission
M = MEDIUM	U = JEEP - 4WD (RHD)	74 = SPORT UTILITY 4-DR	Generation Engine	DGV = 4-Spd. Automatic VLP 42RLE
L = LOWLINE		TYPE #4		Trans
				DGQ = 5-Spd Automatic 545RFE
				Transmission

Engine Gasket Package 2.8L Diesel [ENS]  
Figure 009ENS-145



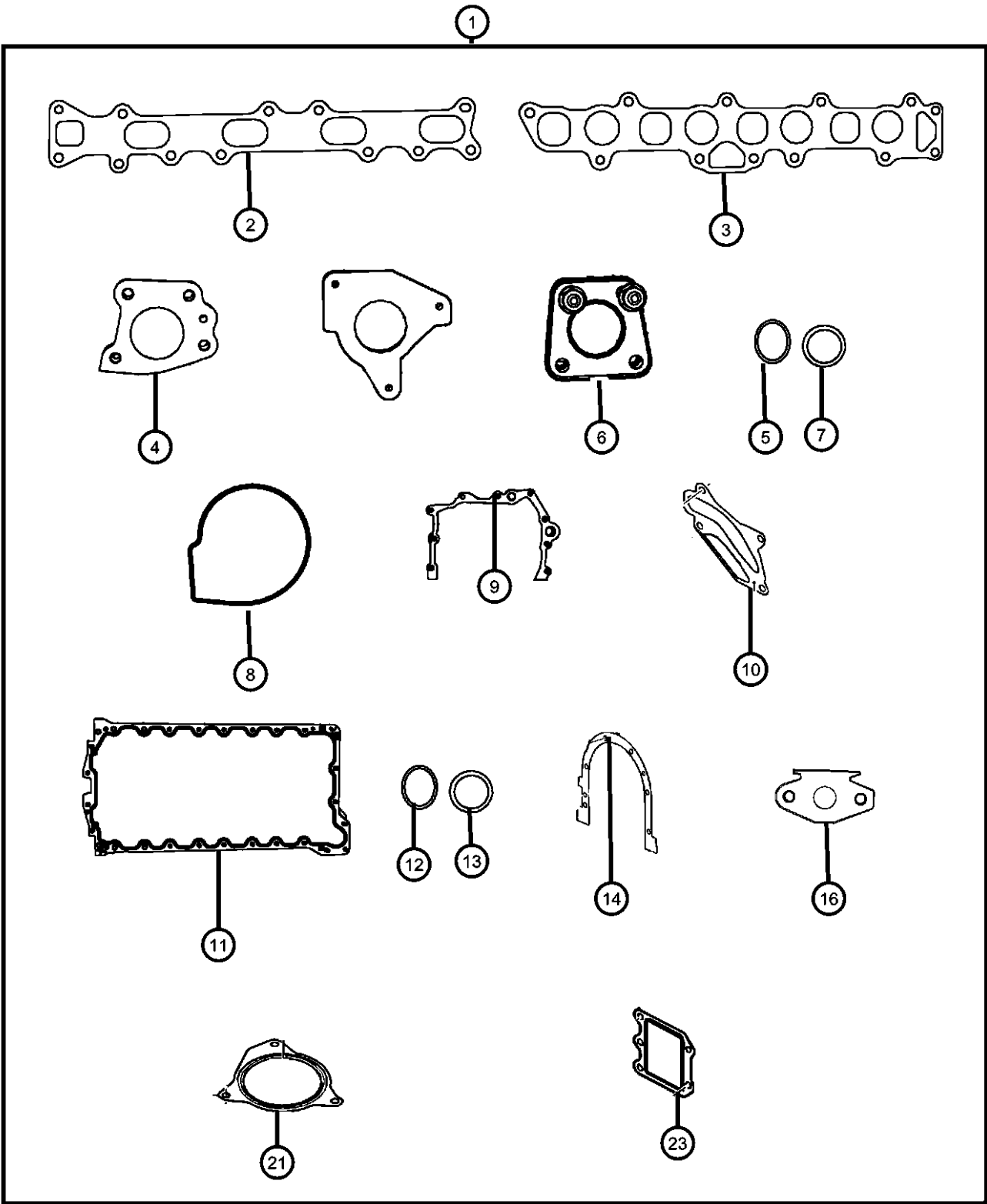
ITEM	PART NUMBER	QTY	LINE	SERIES	BODY	ENGINE	TRANS	TRIM	DESCRIPTION
		1	J, U			ENS	DBB		Coolant Housing
		1	J, T, U			ENS	DBB		Coolant Housing
	68031598AB	1	J, U			ENS	DG0		
		1	J, T, U			ENS	DG0		
		1	J, U			ENS	DBB		
		1	J, T, U			ENS	DBB		
14									GASKET, Crankshaft Rear Oil Seal Retainer
	68027581AA	1	J, U			ENS	DG0		
		1	J, T, U			ENS	DG0		
		1	J, U			ENS	DBB		
		1	J, T, U			ENS	DBB		
-15									WASHER, Hose Adapter
	04720564	1	J, U			ENS	DG0		
		1	J, T, U			ENS	DG0		
		1	J, U			ENS	DBB		
		1	J, T, U			ENS	DBB		
16									GASKET
	68029493AA	1	J, U			ENS	DG0		Nipple To Cylinder Block
		1	J, T, U			ENS	DG0		Nipple To Cylinder Block
		1	J, U			ENS	DBB		Nipple To Cylinder Block
		1	J, T, U			ENS	DBB		Nipple To Cylinder Block
-17									GASKET, Oil Filler Cap
	04720300	1	J, U			ENS	DG0		
		1	J, T, U			ENS	DG0		
		1	J, U			ENS	DBB		
		1	J, T, U			ENS	DBB		
-18									O RING, Oil Suction Tube
	05066789AB	1	J, U			ENS	DG0		
		1	J, T, U			ENS	DG0		
		2	J, U			ENS	DBB		
		2	J, T, U			ENS	DBB		
-19									WASHER, Plain
	04720353	1	J, U			ENS	DG0		

WRANGLER (JK)		BODY		ENGINE		TRANSMISSION	
SERIES	LINE						
P = PREMIUM	T = JEEP - 2WD	72 = SPORT UTILITY 2-DR		EGT = 3.8L V6 SMPI Engine		DEH = 6-Speed Manual NSG370	
S = SPORT	J = JEEP - 4WD	TYPE #2		ENS = 2.8L 4 Cyl TD Next		Transmission	
M = MEDIUM	U = JEEP - 4WD (RHD)	74 = SPORT UTILITY 4-DR		Generation Engine		DGV = 4-Spd. Automatic VLP 42RLE	
L = LOWLINE		TYPE #4				Trans	
						DGQ = 5-Spd Automatic 545RFE	
						Transmission	

AR = use ase required - = Non illustrated part

2008 JK

Engine Gasket Package 2.8L Diesel [ENS]  
Figure 009ENS-145

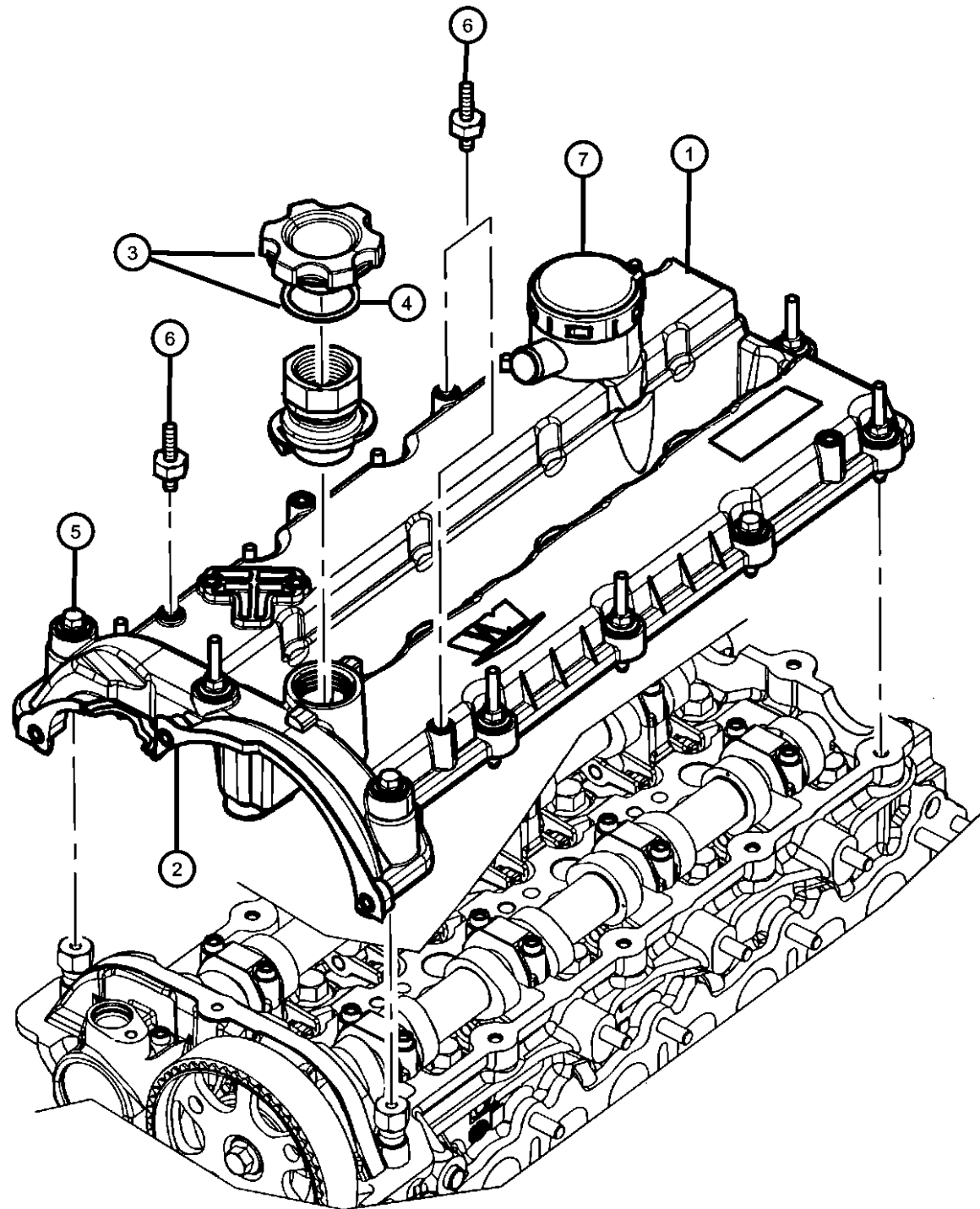


ITEM	PART NUMBER	QTY	LINE	SERIES	BODY	ENGINE	TRANS	TRIM	DESCRIPTION
-20	04720704	1	J, T, U			ENS	DG0		WASHER, Oil Pressure Transduser
		1	J, U			ENS	DBB		
		1	J, T, U			ENS	DBB		
		1	J, U			ENS	DBB		
21	68027588AA	1	J, T, U			ENS	DG0		GASKET, Turbo Exhaust Outlet
		1	J, U			ENS	DG0		
		1	J, T, U			ENS	DBB		
		1	J, T, U			ENS	DBB		
-22	68027589AA	1	J, U			ENS	DG0		GASKET Intake Elbow To Intake Manifold
		1	J, T, U			ENS	DG0		
		1	J, U			ENS	DBB		
		1	J, T, U			ENS	DBB		
23	05142617AA	1	J, U			ENS	DG0		GASKET, EGR Cooler
		1	J, T, U			ENS	DG0		
		1	J, U			ENS	DBB		
		1	J, T, U			ENS	DBB		

WRANGLER (JK)		BODY		ENGINE		TRANSMISSION	
SERIES	LINE						
P = PREMIUM	T = JEEP - 2WD	72 = SPORT UTILITY 2-DR		EGT = 3.8L V6 SMPI Engine		DEH = 6-Speed Manual NSG370	
S = SPORT	J = JEEP - 4WD	TYPE #2		ENS = 2.8L 4 Cyl TD Next		Transmission	
M = MEDIUM	U = JEEP - 4WD (RHD)	74 = SPORT UTILITY 4-DR		Generation Engine		DGV = 4-Spd. Automatic VLP 42RLE	
L = LOWLINE		TYPE #4				Trans	
						DGQ = 5-Spd Automatic 545RFE	
						Transmission	



**Cylinder Head Cover 2.8L Diesel [ENS]  
Figure 009ENS-205**



ITEM	PART NUMBER	QTY	LINE	SERIES	BODY	ENGINE	TRANS	TRIM	DESCRIPTION
------	-------------	-----	------	--------	------	--------	-------	------	-------------

**NOTE:**

Sales Codes:

[DBB] = All Manual Transmissions

[DEH] = 6-Speed Manual NSG370 Transmission

[DGQ] = 5-Speed Automatic 545RFE Transmission

[DGV] = 4-Speed Automatic VLP 42RLE Transmission

[DG0] = All Automatic Transmissions

[DHE] = Manual Shift On The Fly NVG 241 Generation II Transfer Case

[DHW] = 4:1 Rock-Trac H.D. Part Time 4WD NVG 241 Transfer Case

[EGT] = 3.8L V-6 SMPI Engine

[EG0] = All V-6 Engines

[ENS] = 2.8L 4 Cylinder Turbo Diesel Next Generation

[EN0] = All Turbo Diesel Engines

[NAA] = Federal Emissions

[NAE] = California Emissions

[NAS] = 50 State Emissions

[NA1] = Export Emissions

[XEF] = Transfer Case Skid Plate Shield

1									COVER, Cylinder Head
	68027076AA	1	J, U			ENS	DG0		
		1	J, T, U			ENS	DG0		
		1	J, U			ENS	DBB		
		1	J, T, U			ENS	DBB		
2		1							GASKET, Cylinder head Cover, The Cylinder Head Cover Gasket Is Reusable And Only Serviced With The Cover, (NOT SERVICED)
3									CAP, Oil Filler
	04863741	1	J, U			ENS	DG0		
		1	T, U, J			ENS	DG0		
		1	J, U			ENS	DBB		
		1	J, T, U			ENS	DBB		
4									GASKET, Oil Filler Cap
	04720300	1	J, U			ENS	DG0		
		1	J, T, U			ENS	DG0		
		1	J, U			ENS	DBB		
		1	J, T, U			ENS	DBB		
5		1							BOLT, Serviced With Cylinder Head Cover Only, (NOT SERVICED)

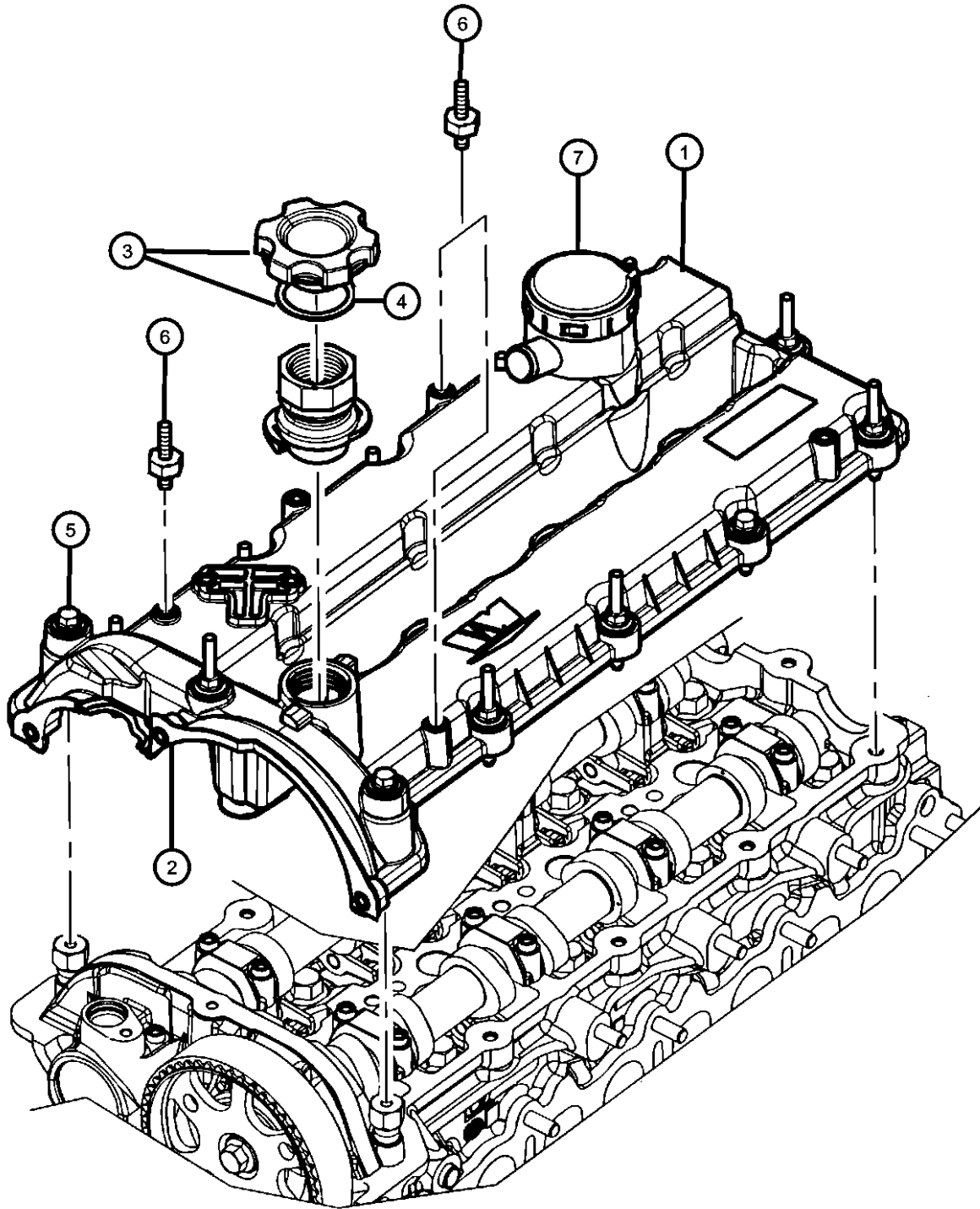
**WRANGLER (JK)**

SERIES	LINE	BODY	ENGINE	TRANSMISSION
P = PREMIUM	T = JEEP - 2WD	72 = SPORT UTILITY 2-DR	EGT = 3.8L V6 SMPI Engine	DEH = 6-Speed Manual NSG370
S = SPORT	J = JEEP - 4WD	TYPE #2	ENS = 2.8L 4 Cyl TD Next	Transmission
M = MEDIUM	U = JEEP - 4WD (RHD)	74 = SPORT UTILITY 4-DR	Generation Engine	DGV = 4-Spd. Automatic VLP 42RLE
L = LOWLINE		TYPE #4		Trans
				DGQ = 5-Spd Automatic 545RFE
				Transmission

AR = use ase required - = Non illustrated part

2008 JK

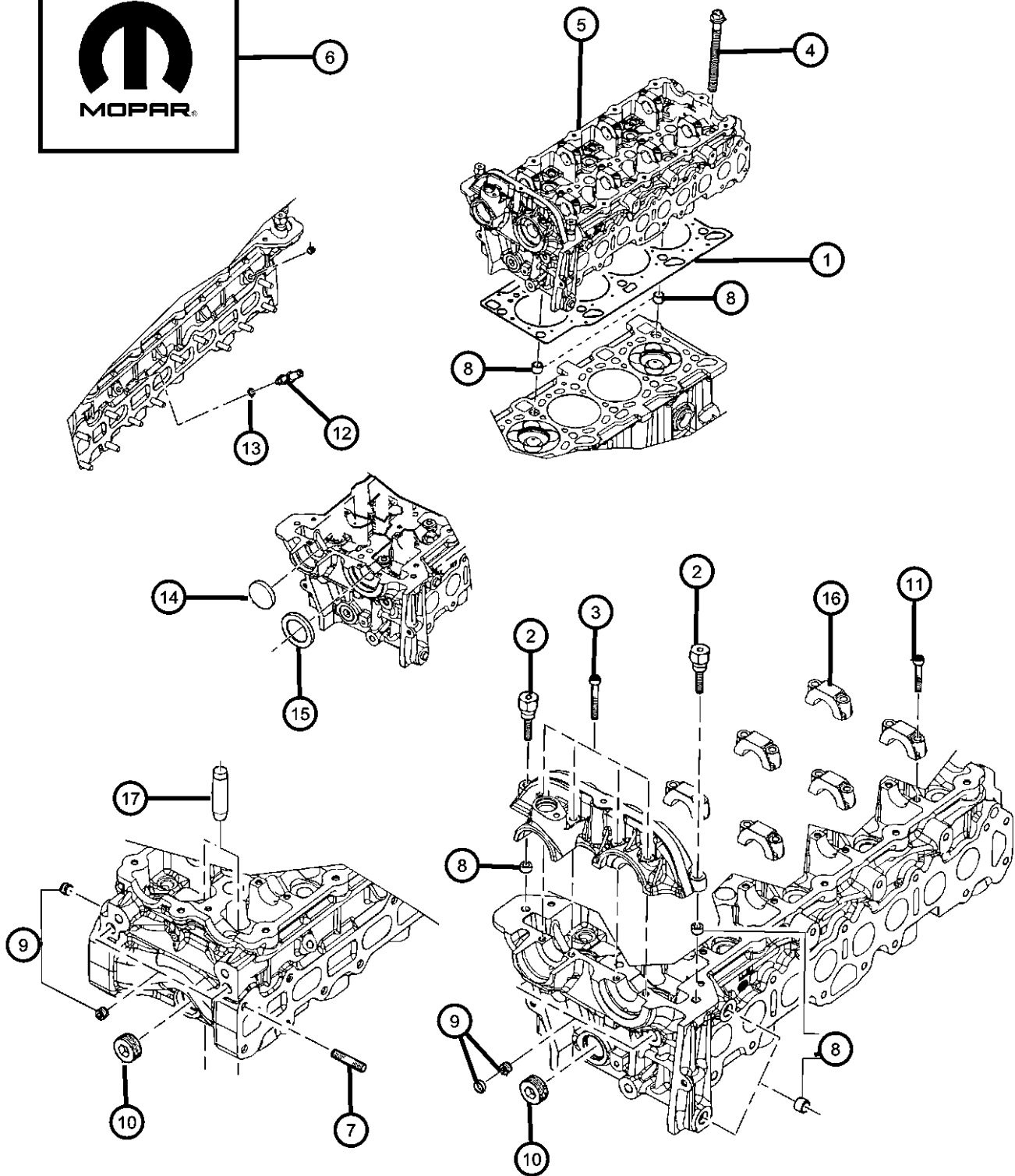
Cylinder Head Cover 2.8L Diesel [ENS]  
Figure 009ENS-205



ITEM	PART NUMBER	QTY	LINE	SERIES	BODY	ENGINE	TRANS	TRIM	DESCRIPTION
6		1							STUD, Serviced With Cylinder Head Cover Only, (NOT SERVICED)
7		1							SEPERATOR, Oil, (NOT SERVICED)

WRANGLER (JK)					
SERIES	LINE	BODY	ENGINE	TRANSMISSION	
P = PREMIUM	T = JEEP - 2WD	72 = SPORT UTILITY 2-DR	EGT = 3.8L V6 SMPI Engine	DEH = 6-Speed Manual NSG370	
S = SPORT	J = JEEP - 4WD	TYPE #2	ENS = 2.8L 4 Cyl TD Next	Transmission	
M = MEDIUM	U = JEEP - 4WD (RHD)	74 = SPORT UTILITY 4-DR	Generation Engine	DGV = 4-Spd. Automatic VLP 42RLE	
L = LOWLINE		TYPE #4		Trans	
				DGQ = 5-Spd Automatic 545RFE	
				Transmission	

Cylinder Head 2.8L Diesel [ENS]  
Figure 009ENS-225



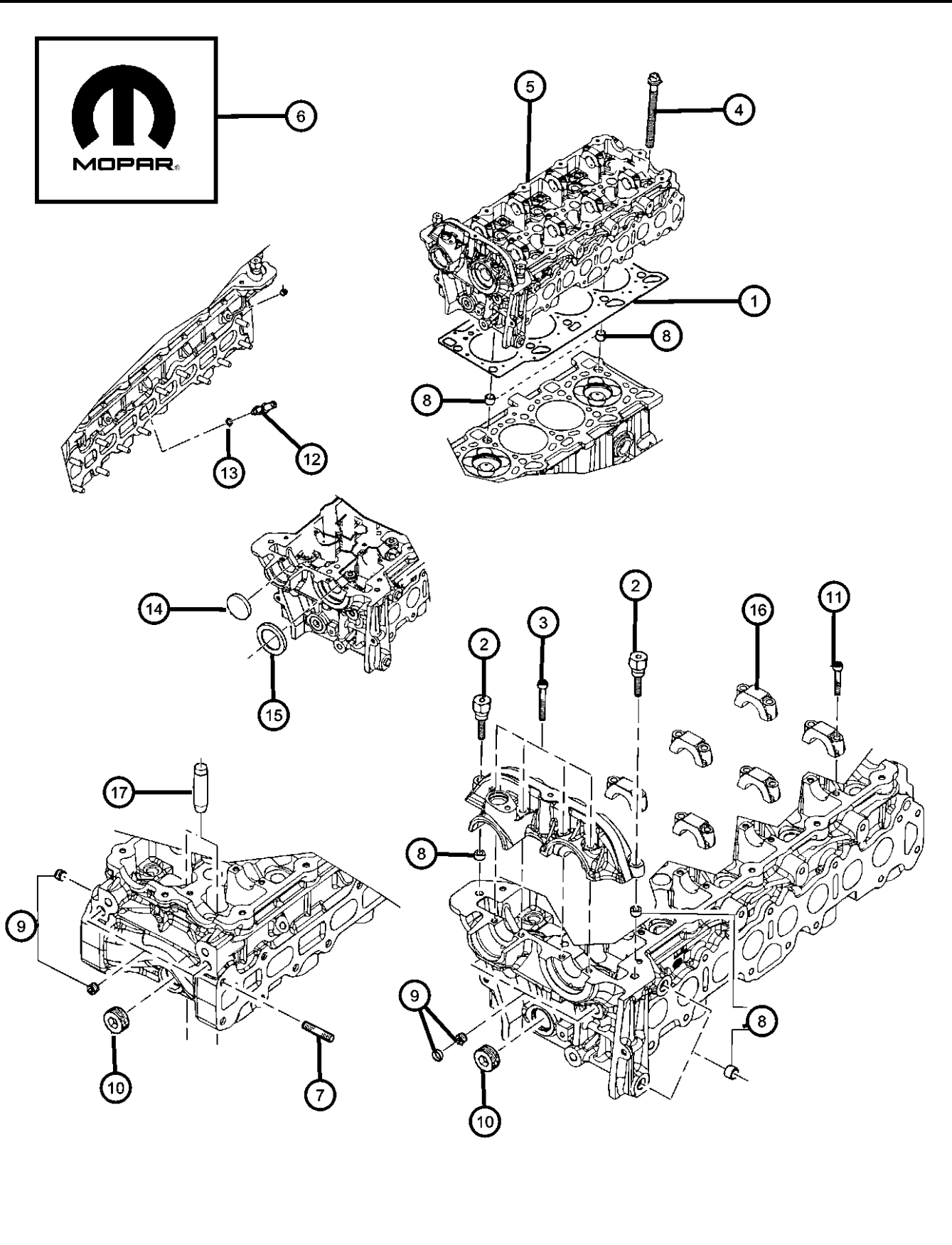
ITEM	PART NUMBER	QTY	LINE	SERIES	BODY	ENGINE	TRANS	TRIM	DESCRIPTION
------	-------------	-----	------	--------	------	--------	-------	------	-------------

NOTE:  
Sales Codes:  
[DBB] = All Manual Transmissions  
[DEH] = 6-Speed Manual NSG370 Transmission  
[DGQ] = 5-Speed Automatic 545RFE Transmission  
[DGV] = 4-Speed Automatic VLP 42RLE Transmission  
[DG0] = All Automatic Transmissions  
[DHE] = Manual Shift On The Fly NVG 241 Generation II Transfer Case  
[DHW] = 4:1 Rock-Trac H.D. Part Time 4WD NVG 241 Transfer Case  
[EGT] = 3.8L V-6 SMPI Engine  
[EG0] = All V-6 Engines  
[ENS] = 2.8L 4 Cylinder Turbo Diesel Next Generation  
[EN0] = All Turbo Diesel Engines  
[NAA] = Federal Emissions  
[NAE] = California Emissions  
[NAS] = 50 State Emissions  
[NA1] = Export Emissions  
[XEF] = Transfer Case Skid Plate Shield

1									GASKET, Cylinder Head
	68031475AA	1	J, U			ENS	DG0		1.10 MM Thickness
		1	J, T, U			ENS	DG0		1.10 MM Thickness
		1	J, U			ENS	DBB		1.10 MM Thickness
		1	J, T, U			ENS	DBB		1.10 MM Thickness
	68031476AA	1	J, U			ENS	DG0		1.20 MM Thickness
		1	J, T, U			ENS	DG0		1.20 MM Thickness
		1	J, U			ENS	DBB		1.20 MM Thickness
		1	J, T, U			ENS	DBB		1.20 MM Thickness
	68031477AA	1	J, U			ENS	DG0		1.30 MM Thickness
		1	J, T, U			ENS	DG0		1.30 MM Thickness
		1	J, U			ENS	DBB		1.30 MM Thickness
		1	J, T, U			ENS	DBB		1.30 MM Thickness
2									BOLT
	68027558AA	1	J, U			ENS	DG0		Camshaft Bearing End Cap To Cylinder Head, Mounting
		1	J, T, U			ENS	DG0		Camshaft Bearing End Cap To Cylinder Head, Mounting
		2	J, U			ENS	DBB		Camshaft Bearing End Cap To Cylinder Head, Mounting
		2	J, T, U			ENS	DBB		Camshaft Bearing End Cap To Cylinder Head, Mounting
3									BOLT

WRANGLER (JK)		BODY		ENGINE		TRANSMISSION	
SERIES	LINE	TYPE #2		Generation Engine		Transmission	
P = PREMIUM	T = JEEP - 2WD	72 = SPORT UTILITY 2-DR		EGT = 3.8L V6 SMPI Engine		DEH = 6-Speed Manual NSG370	
S = SPORT	J = JEEP - 4WD	74 = SPORT UTILITY 4-DR		ENS = 2.8L 4 Cyl TD Next		Transmission	
M = MEDIUM	U = JEEP - 4WD (RHD)					DGV = 4-Spd. Automatic VLP 42RLE	
L = LOWLINE						Trans	
						DGQ = 5-Spd Automatic 545RFE	
						Transmission	

Cylinder Head 2.8L Diesel [ENS]  
Figure 009ENS-225

										ITEM	PART NUMBER	QTY	LINE	SERIES	BODY	ENGINE	TRANS	TRIM	DESCRIPTION
											68027563AA	4	J, T, U			ENS	DG0		Camshaft Bearing End Cap To Cylinder Head, Mounting
												4	J, U			ENS	DBB		Camshaft Bearing End Cap To Cylinder Head, Mounting
												4	J, T, U			ENS	DBB		Camshaft Bearing End Cap To Cylinder Head, Mounting
												4	J, U			ENS	DG0		Camshaft Bearing End Cap To Cylinder Head, Mounting
										4									BOLT
											68027567AA	10	J, U			ENS	DG0		Cylinder Head To Cylinder Block, Mounting
												10	J, T, U			ENS	DG0		Cylinder Head To Cylinder Block, Mounting
												10	U, J			ENS	DBB		Cylinder Head To Cylinder Block, Mounting
												10	J, T, U			ENS	DBB		Cylinder Head To Cylinder Block, Mounting
										5									HEAD ASSEMBLY, Engine Cylinder
											68027079AA	1	J, U			ENS	DG0		Without Camshafts
												1	J, T, U			ENS	DG0		Without Camshafts
												1	J, U			ENS	DBB		Without Camshafts
												1	J, T, U			ENS	DBB		Without Camshafts
										6									HARDWARE PACKAGE, Cylinder Head
											68032201AA	1	J, U			ENS	DG0		Includes All Core Plugs, Pipe Plugs, And Dowel Pins For The Cylinder Head
												1	J, T, U			ENS	DG0		Includes All Core Plugs, Pipe Plugs, And Dowel Pins For The Cylinder Head
												1	J, U			ENS	DBB		Includes All Core Plugs, Pipe Plugs, And Dowel Pins For The Cylinder Head
												1	J, T, U			ENS	DBB		Includes All Core Plugs, Pipe Plugs, And Dowel Pins For The Cylinder Head
										7									STUD
											05066796AA	12	J, U			ENS	DG0		Manifold To Cylinder Head, Mounting
												12	J, T, U			ENS	DG0		Manifold To Cylinder Head, Mounting
												12	J, U			ENS	DBB		Manifold To Cylinder Head, Mounting
										<b>WRANGLER (JK)</b>									
										SERIES		LINE		BODY		ENGINE		TRANSMISSION	
										P = PREMIUM		T = JEEP - 2WD		72 = SPORT UTILITY 2-DR		EGT = 3.8L V6 SMPI Engine		DEH = 6-Speed Manual NSG370	
										S = SPORT		J = JEEP - 4WD		TYPE #2		ENS = 2.8L 4 Cyl TD Next		Transmission	
										M = MEDIUM		U = JEEP - 4WD (RHD)		74 = SPORT UTILITY 4-DR		Generation Engine		DGV = 4-Spd. Automatic VLP 42RLE	
										L = LOWLINE				TYPE #4				Trans	
																		DGQ = 5-Spd Automatic 545RFE	
																		Transmission	

AR = use ase required - = Non illustrated part

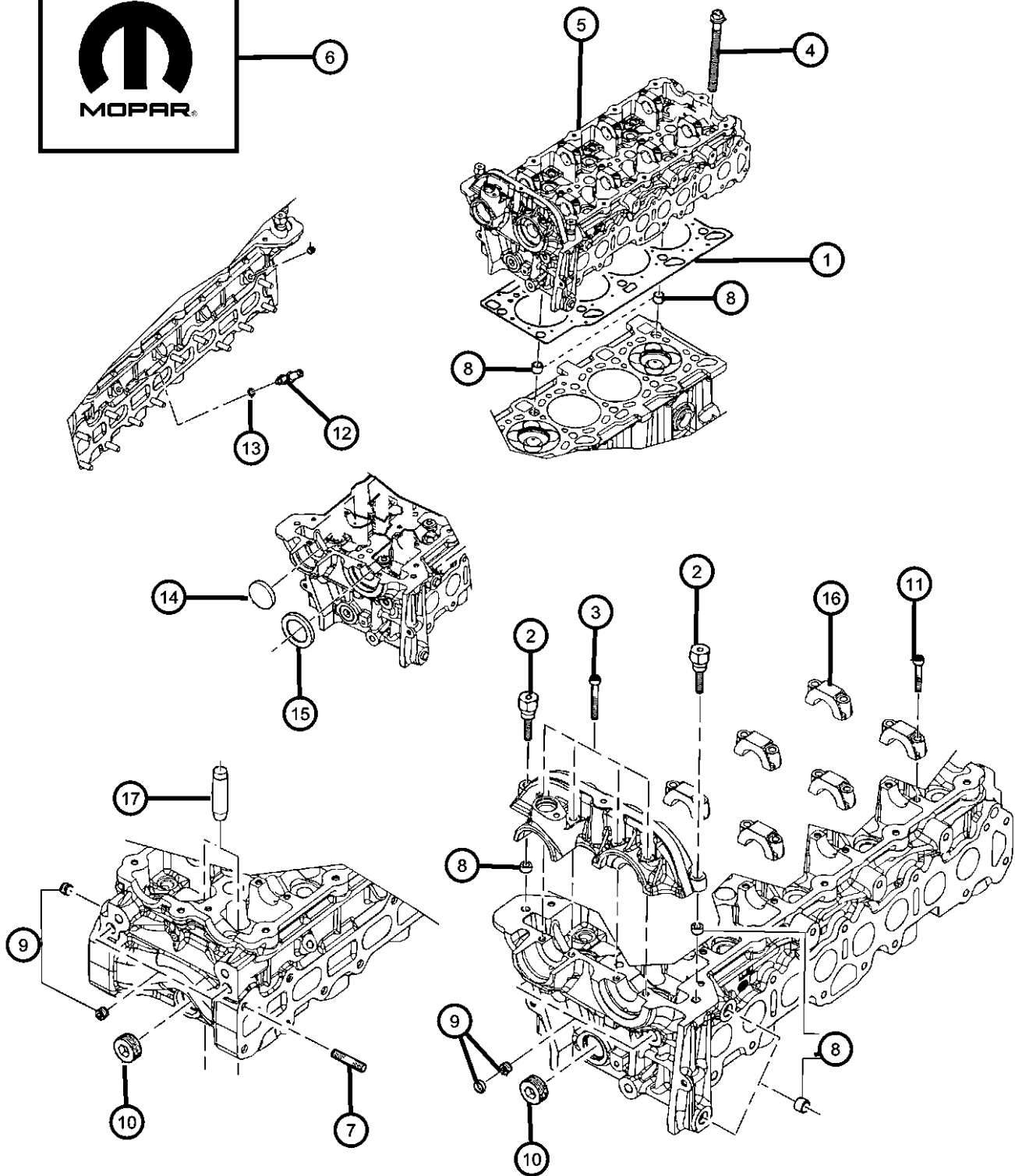
Cylinder Head 2.8L Diesel [ENS]  
Figure 009ENS-225

										ITEM	PART NUMBER	QTY	LINE	SERIES	BODY	ENGINE	TRANS	TRIM	DESCRIPTION
												12	J, T, U			ENS	DBB		Manifold To Cylinder Head, Mounting
										8		12							PIN, Dowel, Serviced In Package Item 6, (NOT SERVICED),
										9		12							PLUG, Core, Serviced In Package Item 6, (NOT SERVICED)
										10		12							PLUG, Pipe, Serviced In Package Item 6, (NOT SERVICED)
										11	68027557AA	16	J, U			ENS	DG0		BOLT, Bearing Cap
												16	J, T, U			ENS	DG0		
												16	J, U			ENS	DBB		
												16	J, T, U			ENS	DBB		
										12	68027570AA	1	J, U			ENS	DG0		ADAPTER
												1	J, T, U			ENS	DG0		
												1	J, U			ENS	DBB		
												1	J, T, U			ENS	DBB		
										13	68029493AA	1	J, U			ENS	DG0		GASKET
												1	J, T, U			ENS	DG0		
												1	J, U			ENS	DBB		
												1	J, T, U			ENS	DBB		
										14	05179593AA	1	J, U			ENS	DG0		PLUG, Camshaft
												1	J, T, U			ENS	DG0		
												1	J, U			ENS	DBB		
												1	J, T, U			ENS	DBB		
										15	05179633AA	1	J, U			ENS	DG0		SEAL, Oil
												1	J, T, U			ENS	DG0		
												1	J, U			ENS	DBB		
												1	J, T, U			ENS	DBB		
										16		1							CAP, Camshaft Bearing, Serviced With Cylinder Head, (NOT SERVICED)
										<b>WRANGLER (JK)</b>									
										SERIES		LINE		BODY		ENGINE		TRANSMISSION	
										P = PREMIUM		T = JEEP - 2WD		72 = SPORT UTILITY 2-DR		EGT = 3.8L V6 SMPI Engine		DEH = 6-Speed Manual NSG370	
										S = SPORT		J = JEEP - 4WD		TYPE #2		ENS = 2.8L 4 Cyl TD Next		Transmission	
										M = MEDIUM		U = JEEP - 4WD (RHD)		74 = SPORT UTILITY 4-DR		Generation Engine		DGV = 4-Spd. Automatic VLP 42RLE	
										L = LOWLINE				TYPE #4				Trans	
																		DGQ = 5-Spd Automatic 545RFE	
																		Transmission	

AR = use ase required - = Non illustrated part

2008 JK

Cylinder Head 2.8L Diesel [ENS]  
Figure 009ENS-225



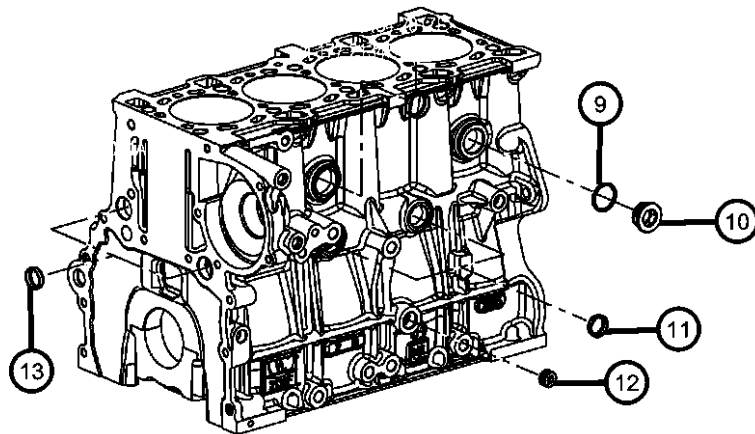
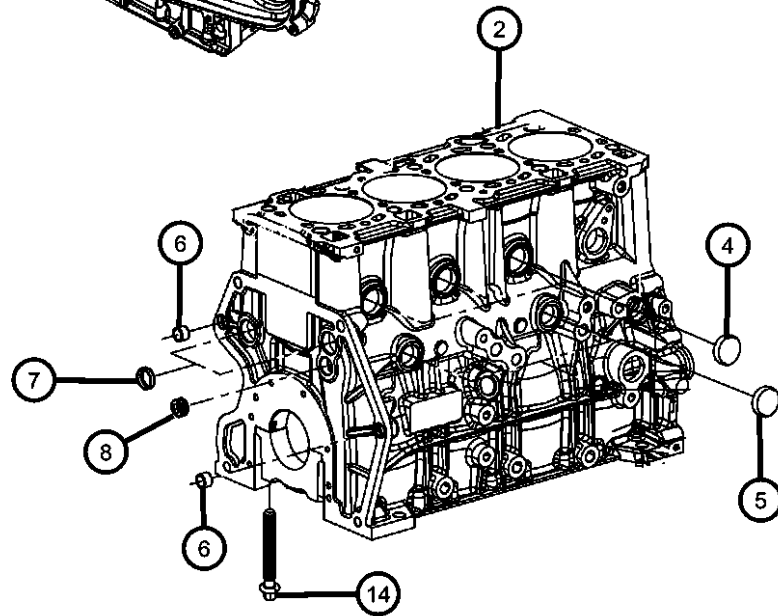
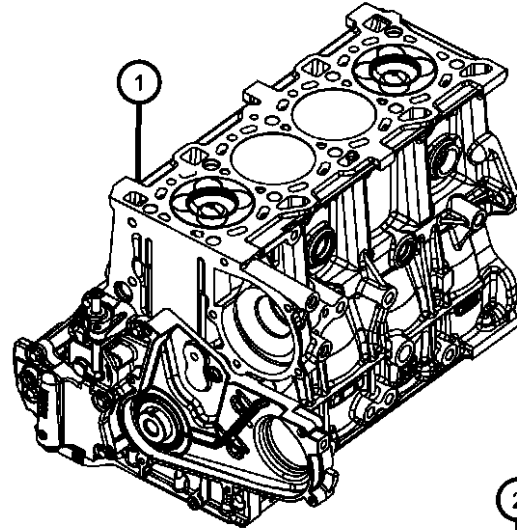
ITEM	PART NUMBER	QTY	LINE	SERIES	BODY	ENGINE	TRANS	TRIM	DESCRIPTION
17	05066773AA	16	J, U			ENS	DG0		GUIDE, Intake/Exhaust Valve, Standard Size
		16	J, T, U			ENS	DG0		
		16	J, U			ENS	DBB		
		16	U, J, T			ENS	DBB		

WRANGLER (JK)		BODY		ENGINE		TRANSMISSION	
SERIES	LINE						
P = PREMIUM	T = JEEP - 2WD	72 = SPORT UTILITY 2-DR		EGT = 3.8L V6 SMPI Engine		DEH = 6-Speed Manual NSG370	
S = SPORT	J = JEEP - 4WD	TYPE #2		ENS = 2.8L 4 Cyl TD Next		Transmission	
M = MEDIUM	U = JEEP - 4WD (RHD)	74 = SPORT UTILITY 4-DR		Generation Engine		DGV = 4-Spd. Automatic VLP 42RLE	
L = LOWLINE		TYPE #4				Trans	
						DGQ = 5-Spd Automatic 545RFE	
						Transmission	

**Engine Cylinder Block 2.8L Diesel [ENS]  
Figure 009ENS-305**



3



ITEM	PART NUMBER	QTY	LINE	SERIES	BODY	ENGINE	TRANS	TRIM	DESCRIPTION
------	----------------	-----	------	--------	------	--------	-------	------	-------------

**NOTE:**

Short Block Contains: Crankshaft, Pistons, Connecting Rods, Piston Rings, Crankshaft Bearings, Connecting Rod Bearings, Bedplate, Balance Shaft, and Flywheel.

Sales Codes:

[DBB] = All Manual Transmissions

[DEH] = 6-Speed Manual NSG370 Transmission

[DGQ] = 5-Speed Automatic 545RFE Transmission

[DGV] = 4-Speed Automatic VLP 42RLE Transmission

[DG0] = All Automatic Transmissions

[DHE] = Manual Shift On The Fly NVG 241 Generation II Transfer Case

[DHW] = 4:1 Rock-Trac H.D. Part Time 4WD NVG 241 Transfer Case

[EGT] = 3.8L V-6 SMPI Engine

[EG0] = All V-6 Engines

[ENS] = 2.8L 4 Cylinder Turbo Diesel Next Generation

[EN0] = All Turbo Diesel Engines

[NAA] = Federal Emissions

[NAE] = California Emissions

[NAS] = 50 State Emissions

[NA1] = Export Emissions

[XEF] = Transfer Case Skid Plate Shield

1	68034647AA	1	J, U			ENS	DG0		ENGINE, Short Block
		1	J, T, U			ENS	DG0		
		1	J, U			ENS	DBB		
		1	J, T, U			ENS	DBB		
2	68024408AA	1	J, U			ENS	DG0		BLOCK, Cylinder
		1	J, T, U			ENS	DG0		Bare Cylinder Block
		1	J, U			ENS	DBB		Bare Cylinder Block
		1	J, T, U			ENS	DBB		Bare Cylinder Block
3	68031525AA	1	J, U			ENS	DG0		HARDWARE PACKAGE, Block
		1	J, T, U			ENS	DG0		
		1	J, U			ENS	DBB		
		1	J, T, U			ENS	DBB		
4		1							PLUG, Core, Serviced In Hardware Package Item 3, (NOT SERVICED)
5		1							PLUG, Core, Serviced In Hardware Package Item 3, (NOT SERVICED)
6		1							PIN, Dowel, Serviced In Hardware Package Item 3, (NOT SERVICED)
7		1							PLUG, Core, Serviced In Hardware Package Item 3, (NOT SERVICED)

**WRANGLER (JK)**

SERIES	LINE	BODY	ENGINE	TRANSMISSION
P = PREMIUM	T = JEEP - 2WD	72 = SPORT UTILITY 2-DR	EGT = 3.8L V6 SMPI Engine	DEH = 6-Speed Manual NSG370
S = SPORT	J = JEEP - 4WD	TYPE #2	ENS = 2.8L 4 Cyl TD Next	Transmission
M = MEDIUM	U = JEEP - 4WD (RHD)	74 = SPORT UTILITY 4-DR	Generation Engine	DGV = 4-Spd. Automatic VLP 42RLE
L = LOWLINE		TYPE #4		Trans
				DGQ = 5-Spd Automatic 545RFE
				Transmission

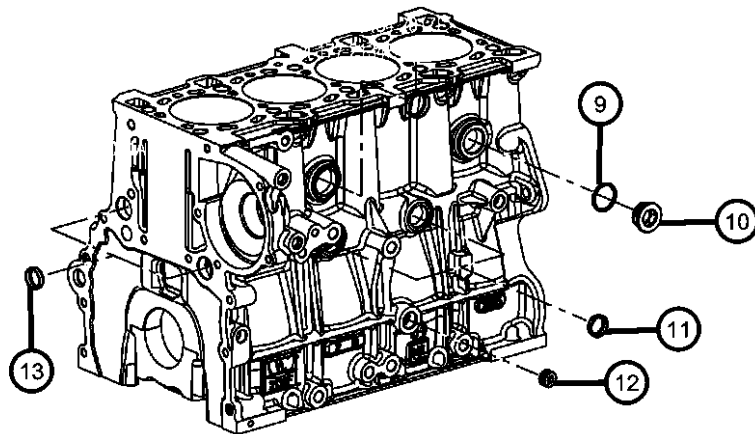
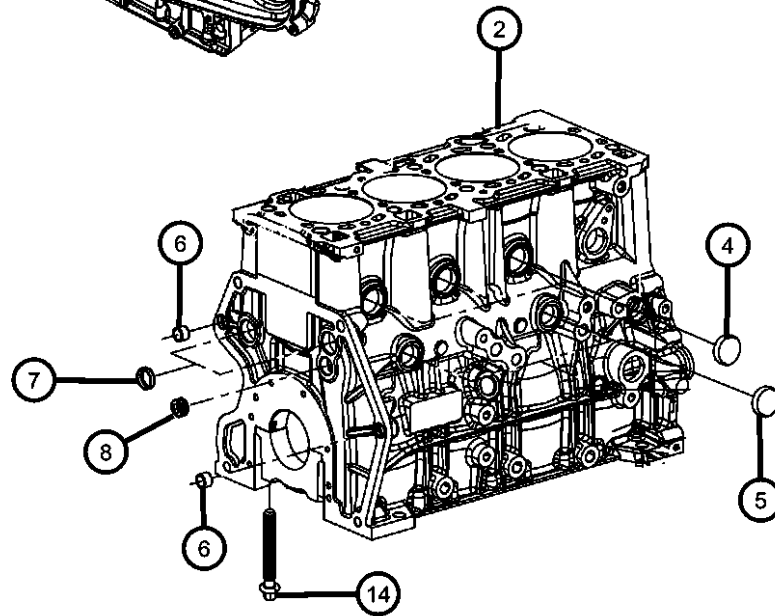
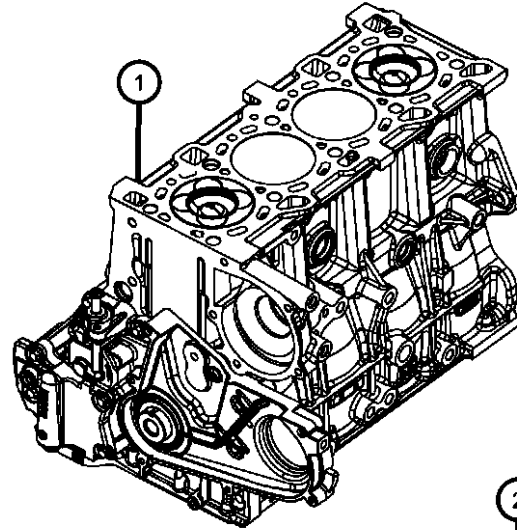
AR = use ase required - = Non illustrated part

2008 JK

Engine Cylinder Block 2.8L Diesel [ENS]  
Figure 009ENS-305



3



ITEM	PART NUMBER	QTY	LINE	SERIES	BODY	ENGINE	TRANS	TRIM	DESCRIPTION
8		1							PLUG, Pipe, Serviced In Hardware Package Item 3, (NOT SERVICED)
9									WASHER
	05142808AA	1	J, U			ENS	DG0		
		1	J, T, U			ENS	DG0		
		1	J, U			ENS	DBB		
		1	J, T, U			ENS	DBB		
10									PLUG
	05142610AA	1	J, U			ENS	DG0		
		1	J, T, U			ENS	DG0		
		1	J, U			ENS	DBB		
		1	J, T, U			ENS	DBB		
11		1							PLUG, Core, Serviced In Hardware Package Item 3, (NOT SERVICED)
12		1							PLUG, Pipe, Serviced In Hardware Package Item 3, (NOT SERVICED)
13		1							PLUG, Core, Serviced In Hardware Package Item 3, (NOT SERVICED)
14									BOLT, Main Bearing Cap
	68027562AA	10	J, U			ENS	DBB		
		10	T, U, J			ENS	DBB		
		10	J, U			ENS	DG0		
		10	J, T, U			ENS	DG0		

WRANGLER (JK)

SERIES

P = PREMIUM  
S = SPORT  
M = MEDIUM  
L = LOWLINE

LINE

T = JEEP - 2WD  
J = JEEP - 4WD  
U = JEEP - 4WD (RHD)

BODY

72 = SPORT UTILITY 2-DR  
TYPE #2  
74 = SPORT UTILITY 4-DR  
TYPE #4

ENGINE

EGT = 3.8L V6 SMPI Engine  
ENS = 2.8L 4 Cyl TD Next  
Generation Engine

TRANSMISSION

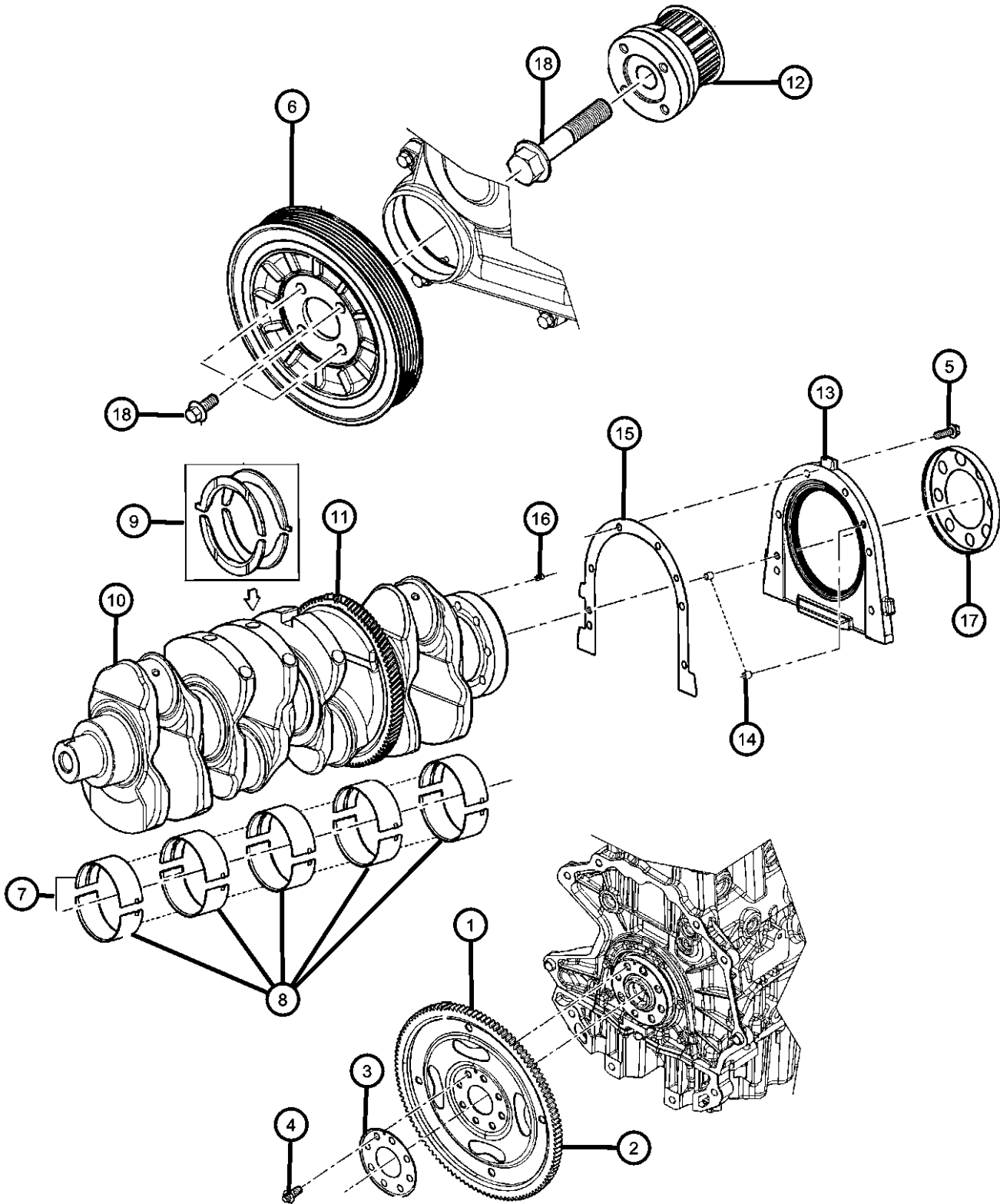
DEH = 6-Speed Manual NSG370  
Transmission  
DGV = 4-Spd. Automatic VLP 42RLE  
Trans  
DGQ = 5-Spd Automatic 545RFE  
Transmission

AR = use ase required - = Non illustrated part

2008 JK



Crankshaft, Crankshaft Bearings, Damper, And Flywheel 2.8L Diesel [ENS]  
Figure 009ENS-405



ITEM	PART NUMBER	QTY	LINE	SERIES	BODY	ENGINE	TRANS	TRIM	DESCRIPTION
------	-------------	-----	------	--------	------	--------	-------	------	-------------

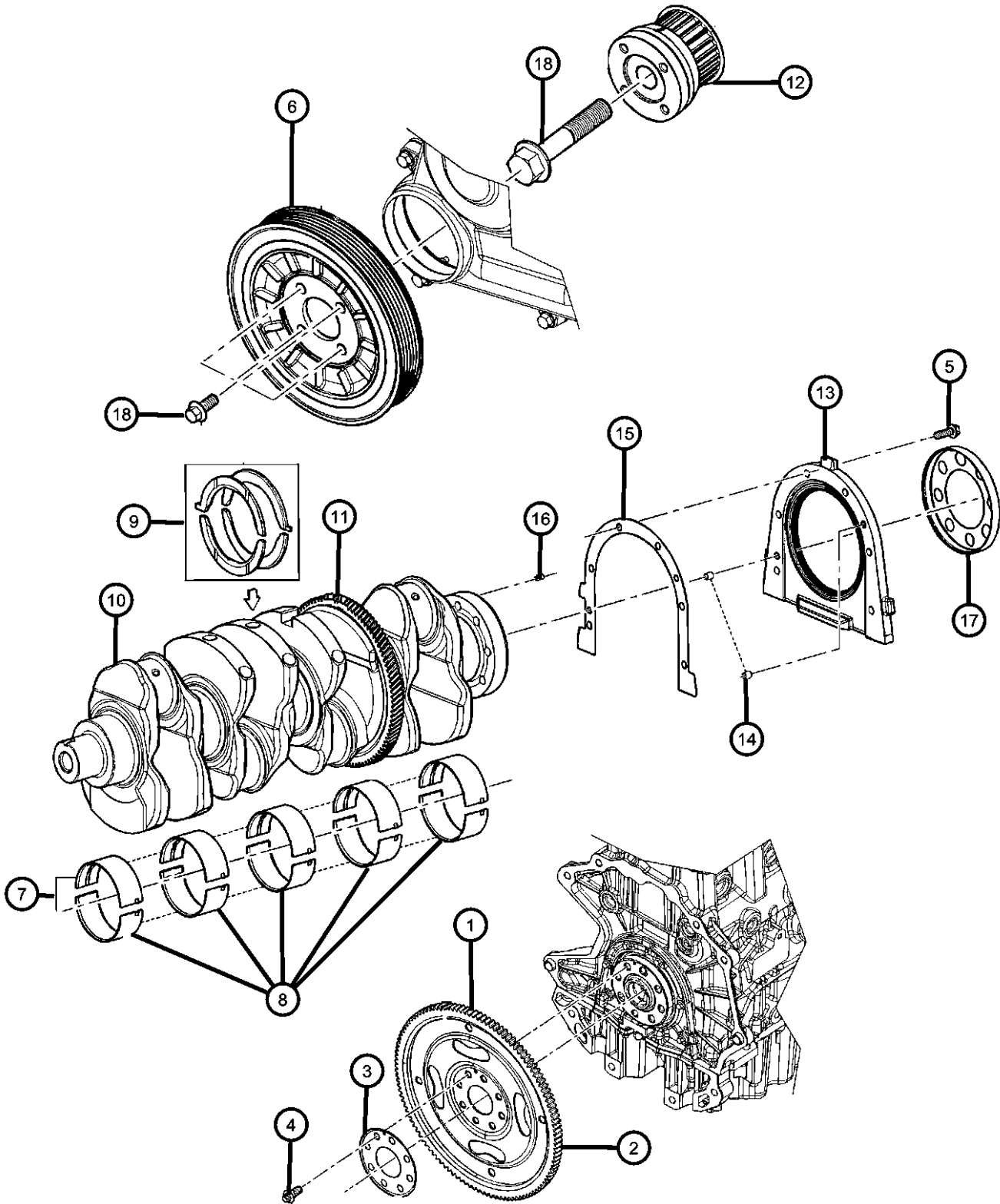
NOTE:  
Sales Codes:  
[DBB] = All Manual Transmissions  
[DEH] = 6-Speed Manual NSG370 Transmission  
[DGQ] = 5-Speed Automatic 545RFE Transmission  
[DGV] = 4-Speed Automatic VLP 42RLE Transmission  
[DG0] = All Automatic Transmissions  
[DHE] = Manual Shift On The Fly NVG 241 Generation II Transfer Case  
[DHW] = 4:1 Rock-Trac H.D. Part Time 4WD NVG 241 Transfer Case  
[EGT] = 3.8L V-6 SMPI Engine  
[EG0] = All V-6 Engines  
[ENS] = 2.8L 4 Cylinder Turbo Diesel Next Generation  
[EN0] = All Turbo Diesel Engines  
[NAA] = Federal Emissions  
[NAE] = California Emissions  
[NAS] = 50 State Emissions  
[NA1] = Export Emissions  
[XEF] = Transfer Case Skid Plate Shield

1	04736619AA	1	J, U			ENS	DG0		PLATE, Torque Converter Drive
		1	J, T, U			ENS	DG0		
2	52104767AA	1	J, U			ENS	DBB		FLYWHEEL
		1	J, T, U			ENS	DBB		
3		1							PLATE, Flexplate Backing, (NOT SERVICED)
4		1							BOLT, Flexplate, (NOT SERVICED)
5	68027631AA	6	J, U			ENS	DG0		BOLT
		6	J, T, U			ENS	DG0		Retainer To Cylinder Block, Mounting
		6	J, U			ENS	DBB		Retainer To Cylinder Block, Mounting
		6	J, T, U			ENS	DBB		Retainer To Cylinder Block, Mounting
6	68027598AA	1	J, U			ENS	DG0		DAMPER, Crankshaft
		1	J, T, U			ENS	DG0		
		1	J, U			ENS	DBB		
		1	J, T, U			ENS	DBB		
7									BEARING, Crankshaft Upper

WRANGLER (JK)		BODY		ENGINE		TRANSMISSION	
SERIES	LINE						
P = PREMIUM	T = JEEP - 2WD	72 = SPORT UTILITY 2-DR		EGT = 3.8L V6 SMPI Engine		DEH = 6-Speed Manual NSG370	
S = SPORT	J = JEEP - 4WD	TYPE #2		ENS = 2.8L 4 Cyl TD Next		Transmission	
M = MEDIUM	U = JEEP - 4WD (RHD)	74 = SPORT UTILITY 4-DR		Generation Engine		DGV = 4-Spd. Automatic VLP 42RLE	
L = LOWLINE		TYPE #4				Trans	
						DGQ = 5-Spd Automatic 545RFE	
						Transmission	

AR = use ase required - = Non illustrated part

Crankshaft, Crankshaft Bearings, Damper, And Flywheel 2.8L Diesel [ENS]  
Figure 009ENS-405

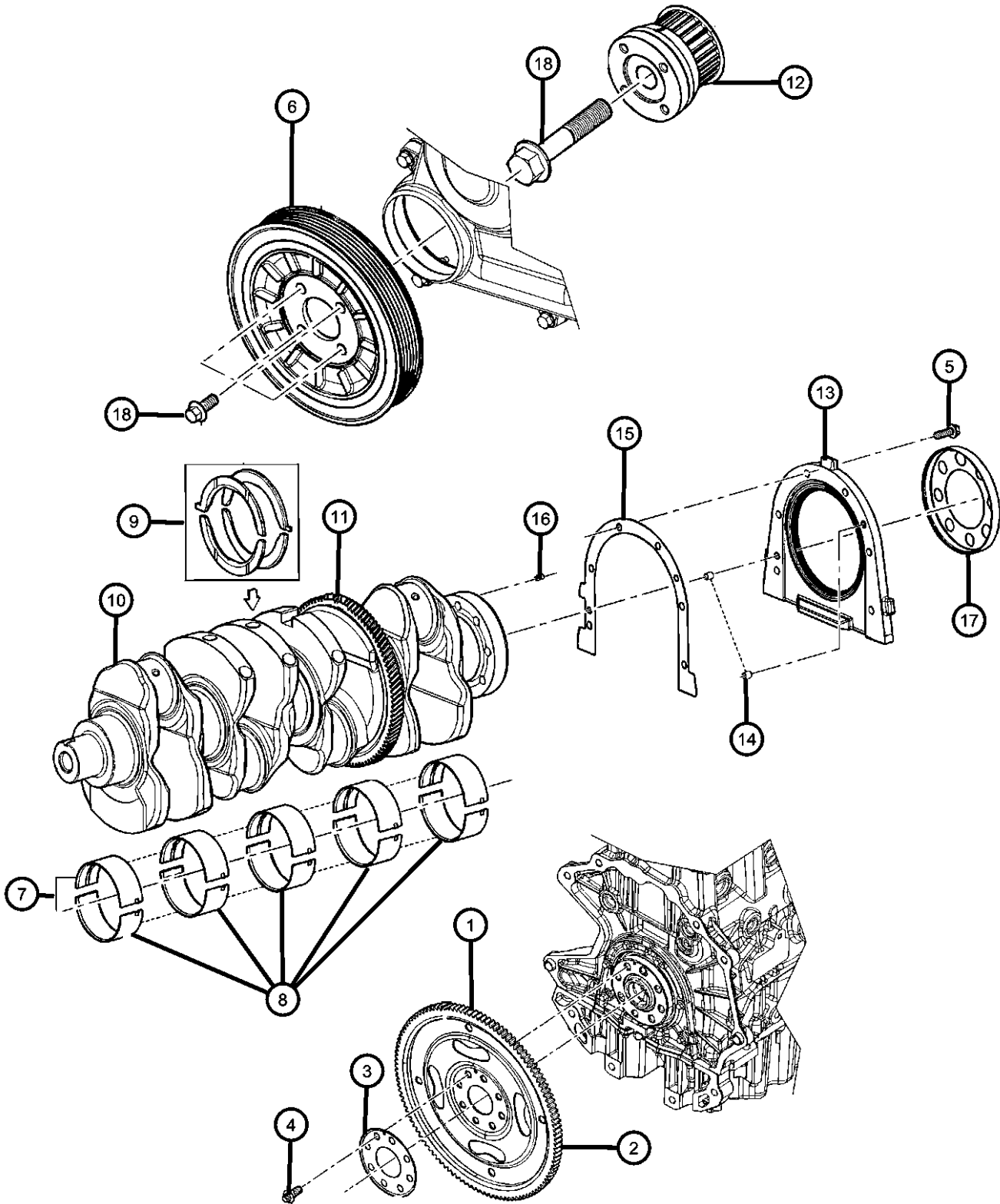


ITEM	PART NUMBER	QTY	LINE	SERIES	BODY	ENGINE	TRANS	TRIM	DESCRIPTION
8	68027457AA	5	J, U			ENS	DG0	Blue	
		5	J, T, U			ENS	DG0	Blue	
		5	J, U			ENS	DBB	Blue	
		5	J, T, U			ENS	DBB	Blue	
	68027458AA	5	J, U			ENS	DG0	Yellow	
		5	J, T, U			ENS	DG0	Yellow	
		5	J, U			ENS	DBB	Yellow	
		5	J, T, U			ENS	DBB	Yellow	
	68027465AA	5	J, U			ENS	DG0	Green	
		5	J, T, U			ENS	DG0	Green	
		5	J, U			ENS	DBB	Green	
		5	J, T, U			ENS	DBB	Green	
8	68031431AA	5	J, U			ENS	DG0	Red	
		5	J, T, U			ENS	DG0	Red	
		5	J, U			ENS	DBB	Red	
		5	J, T, U			ENS	DBB	Red	
									BEARING, Crankshaft Lower
	68027451AA	5	J, U			ENS	DG0	Red	
		5	J, T, U			ENS	DG0	Red	
		5	J, U			ENS	DBB	Red	
		5	J, T, U			ENS	DBB	Red	
	68027455AA	5	J, U			ENS	DG0	Blue	
		5	J, T, U			ENS	DG0	Blue	
		5	J, U			ENS	DBB	Blue	
8	68027456AA	5	J, U			ENS	DG0	Yellow	
		5	J, T, U			ENS	DG0	Yellow	
		5	J, U			ENS	DBB	Yellow	
		5	J, T, U			ENS	DBB	Yellow	
	68027467AA	5	J, U			ENS	DG0	Green	
		5	J, T, U			ENS	DG0	Green	
		5	J, U			ENS	DBB	Green	
		5	J, T, U			ENS	DBB	Green	

WRANGLER (JK)		BODY		ENGINE		TRANSMISSION	
SERIES	LINE	72 = SPORT UTILITY 2-DR		EGT = 3.8L V6 SMPI Engine		DEH = 6-Speed Manual NSG370	
P = PREMIUM	T = JEEP - 2WD	TYPE #2		ENS = 2.8L 4 Cyl TD Next		Transmission	
S = SPORT	J = JEEP - 4WD	74 = SPORT UTILITY 4-DR		Generation Engine		DGV = 4-Spd. Automatic VLP 42RLE	
M = MEDIUM	U = JEEP - 4WD (RHD)	TYPE #4				Trans	
L = LOWLINE						DGQ = 5-Spd Automatic 545RFE	
						Transmission	

AR = use ase required - = Non illustrated part

Crankshaft, Crankshaft Bearings, Damper, And Flywheel 2.8L Diesel [ENS]  
Figure 009ENS-405



ITEM	PART NUMBER	QTY	LINE	SERIES	BODY	ENGINE	TRANS	TRIM	DESCRIPTION
9	68031474AA	1	J, U			ENS	DG0		BEARING, Crankshaft Thrust
		1	J, T, U			ENS	DG0		
		1	J, U			ENS	DBB		
		1	J, T, U			ENS	DBB		
10	68027448AA	1	J, U			ENS	DG0		CRANKSHAFT
		1	J, T, U			ENS	DG0		
		1	J, U			ENS	DBB		
		1	J, T, U			ENS	DBB		
11	68027494AA	1	J, U			ENS	DG0		GEAR, Crankshaft
		1	J, T, U			ENS	DG0		
		1	J, U			ENS	DBB		
		1	J, T, U			ENS	DBB		
12	68027484AA	1	J, U			ENS	DG0		SPROCKET, Crankshaft
		1	J, T, U			ENS	DG0		
		1	J, U			ENS	DBB		
		1	J, T, U			ENS	DBB		
13	68024410AA	1	J, U			ENS	DG0		RETAINER, Crankshaft Rear Oil Seal
		1	J, T, U			ENS	DG0		
		1	J, U			ENS	DBB		
		1	J, T, U			ENS	DBB		
14		1							PIN, Dowel, Serviced In Block Hardware Package, See Ill 305, (NOT SERVICED)
15	68027581AA	1	J, U			ENS	DG0		GASKET, Crankshaft Rear Oil Seal Retainer
		1	J, T, U			ENS	DG0		
		1	J, U			ENS	DBB		
		1	J, T, U			ENS	DBB		

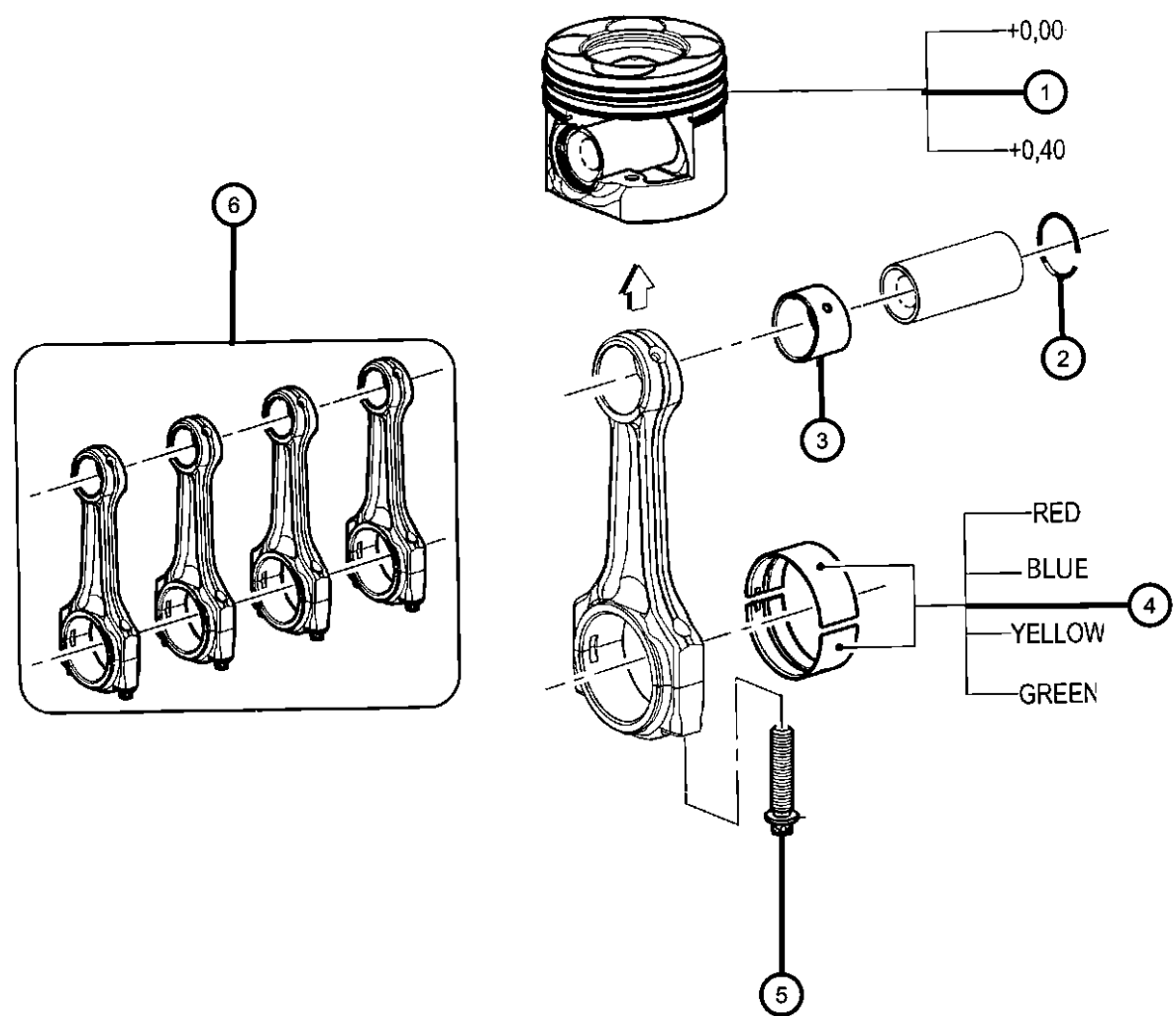
WRANGLER (JK)					
SERIES	LINE	BODY	ENGINE	TRANSMISSION	
P = PREMIUM	T = JEEP - 2WD	72 = SPORT UTILITY 2-DR	EGT = 3.8L V6 SMPI Engine	DEH = 6-Speed Manual NSG370	
S = SPORT	J = JEEP - 4WD	TYPE #2	ENS = 2.8L 4 Cyl TD Next	Transmission	
M = MEDIUM	U = JEEP - 4WD (RHD)	74 = SPORT UTILITY 4-DR	Generation Engine	DGV = 4-Spd. Automatic VLP 42RLE	
L = LOWLINE		TYPE #4		Trans	
				DGQ = 5-Spd Automatic 545RFE	
				Transmission	

Crankshaft, Crankshaft Bearings, Damper, And Flywheel 2.8L Diesel [ENS]  
Figure 009ENS-405

										ITEM	PART NUMBER	QTY	LINE	SERIES	BODY	ENGINE	TRANS	TRIM	DESCRIPTION
										16	68029498AA	1	J, U			ENS	DG0		DOWEL PIN
												1	J, T, U			ENS	DG0		
												1	J, U			ENS	DBB		
												1	J, T, U			ENS	DBB		
										17	68027485AA	1	J, U			ENS	DG0		RELUCTOR WHEEL, Crankshaft
												1	J, T, U			ENS	DG0		
												1	J, U			ENS	DBB		
												1	J, T, U			ENS	DBB		
										18	68027566AA	1	J, U			ENS	DG0		BOLT
												1	J, T, U			ENS	DG0		Crankshaft Sprocket To Crankshaft, Mounting
												1	J, U			ENS	DBB		Crankshaft Sprocket To Crankshaft, Mounting
												1	J, T, U			ENS	DBB		Crankshaft Sprocket To Crankshaft, Mounting
												12	J, U			ENS	DG0		Damper To Crankshaft, Mounting
												12	J, T, U			ENS	DG0		Damper To Crankshaft, Mounting
												12	J, U			ENS	DBB		Damper To Crankshaft, Mounting
												12	J, T, U			ENS	DBB		Damper To Crankshaft, Mounting
										<b>WRANGLER (JK)</b>									
										SERIES		LINE		BODY		ENGINE		TRANSMISSION	
										P = PREMIUM		T = JEEP - 2WD		72 = SPORT UTILITY 2-DR		EGT = 3.8L V6 SMPI Engine		DEH = 6-Speed Manual NSG370	
										S = SPORT		J = JEEP - 4WD		TYPE #2		ENS = 2.8L 4 Cyl TD Next		Transmission	
										M = MEDIUM		U = JEEP - 4WD (RHD)		74 = SPORT UTILITY 4-DR		Generation Engine		DGV = 4-Spd. Automatic VLP 42RLE	
										L = LOWLINE				TYPE #4				Trans	
																		DGQ = 5-Spd Automatic 545RFE	
																		Transmission	

AR = use ase required - = Non illustrated part

Pistons, Rings, Connecting Rods 2.8L Diesel [ENS]  
Figure 009ENS-425



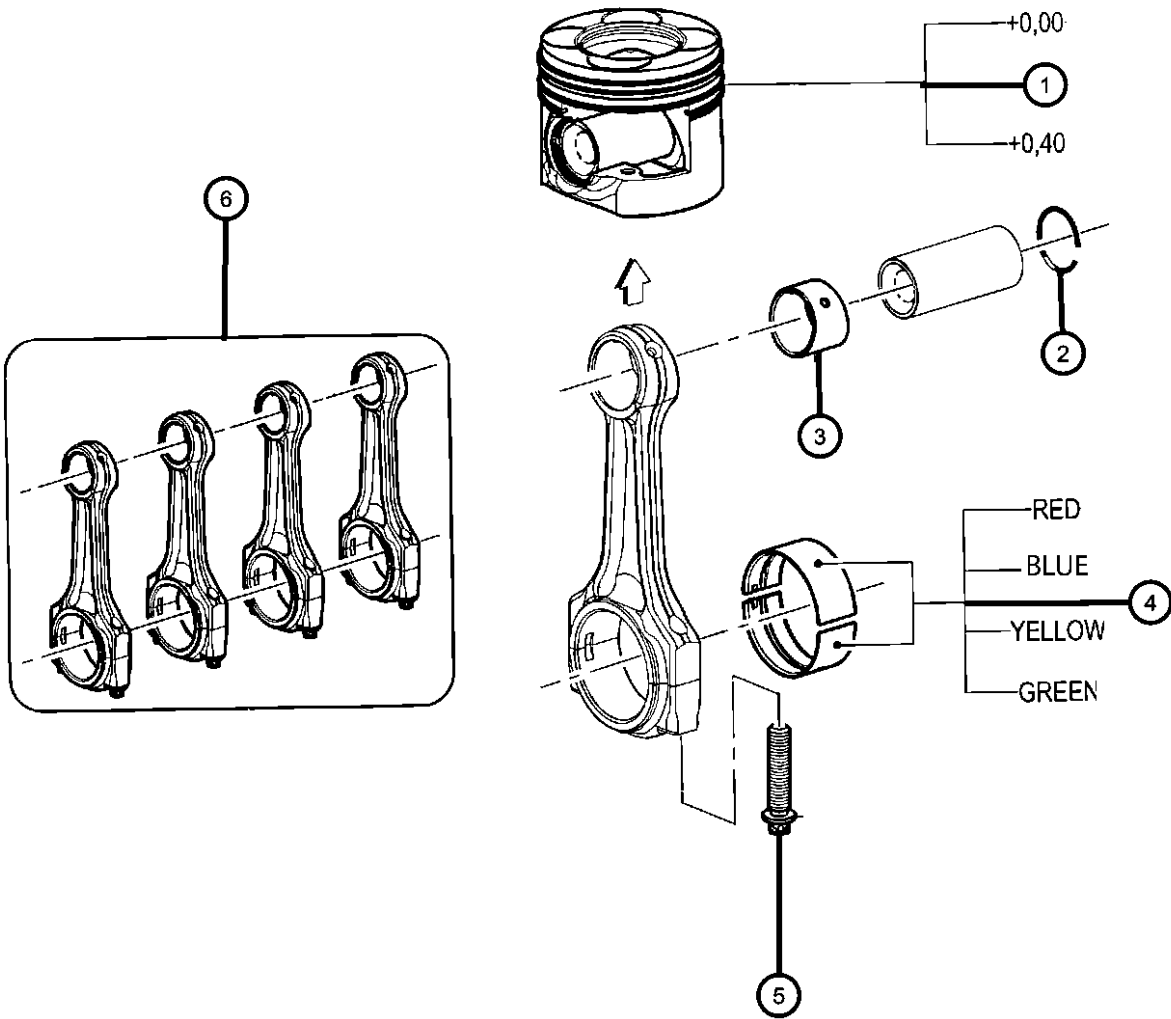
ITEM	PART NUMBER	QTY	LINE	SERIES	BODY	ENGINE	TRANS	TRIM	DESCRIPTION
------	-------------	-----	------	--------	------	--------	-------	------	-------------

NOTE:  
For Information On Connecting Rod Bearing Paint Marks Refer To The Service Manual.  
Sales Codes:  
[DBB] = All Manual Transmissions  
[DEH] = 6-Speed Manual NSG370 Transmission  
[DGQ] = 5-Speed Automatic 545RFE Transmission  
[DGV] = 4-Speed Automatic VLP 42RLE Transmission  
[DG0] = All Automatic Transmissions  
[DHE] = Manual Shift On The Fly NVG 241 Generation II Transfer Case  
[DHW] = 4:1 Rock-Trac H.D. Part Time 4WD NVG 241 Transfer Case  
[EGT] = 3.8L V-6 SMPI Engine  
[EG0] = All V-6 Engines  
[ENS] = 2.8L 4 Cylinder Turbo Diesel Next Generation  
[EN0] = All Turbo Diesel Engines  
[NAA] = Federal Emissions  
[NAE] = California Emissions  
[NAS] = 50 State Emissions  
[NA1] = Export Emissions  
[XEF] = Transfer Case Skid Plate Shield

1	68029435AA	4	J, T, U			ENS	DBB		PISTON, ENGINE
		4	J, U			ENS	DG0		[+0.00], Standard
		4	J, T, U			ENS	DG0		[+0.00], Standard
		4	J, U			ENS	DBB		[+0.00], Standard
	68031441AA	4	J, U			ENS	DG0		[+0.40]
		4	J, T, U			ENS	DG0		[+0.40]
		4	J, U			ENS	DBB		[+0.40]
		4	J, T, U			ENS	DBB		[+0.40]
2	05140392AA	8	J, U			ENS	DG0		RING, Piston Pin
		8	J, T, U			ENS	DG0		
		8	J, U			ENS	DBB		
		8	U, J, T			ENS	DBB		
3	68020547AA	4	J, U			ENS	DG0		BUSHING, Connecting Rod
		4	J, T, U			ENS	DG0		
		4	J, U			ENS	DBB		
		4	J, T, U			ENS	DBB		
4									BEARING, Connecting Rod, STD., See Note

WRANGLER (JK)		BODY		ENGINE	TRANSMISSION
SERIES	LINE				
P = PREMIUM	T = JEEP - 2WD	72 = SPORT UTILITY 2-DR		EGT = 3.8L V6 SMPI Engine	DEH = 6-Speed Manual NSG370
S = SPORT	J = JEEP - 4WD	TYPE #2		ENS = 2.8L 4 Cyl TD Next	Transmission
M = MEDIUM	U = JEEP - 4WD (RHD)	74 = SPORT UTILITY 4-DR		Generation Engine	DGV = 4-Spd. Automatic VLP 42RLE
L = LOWLINE		TYPE #4			Trans
					DGQ = 5-Spd Automatic 545RFE
					Transmission

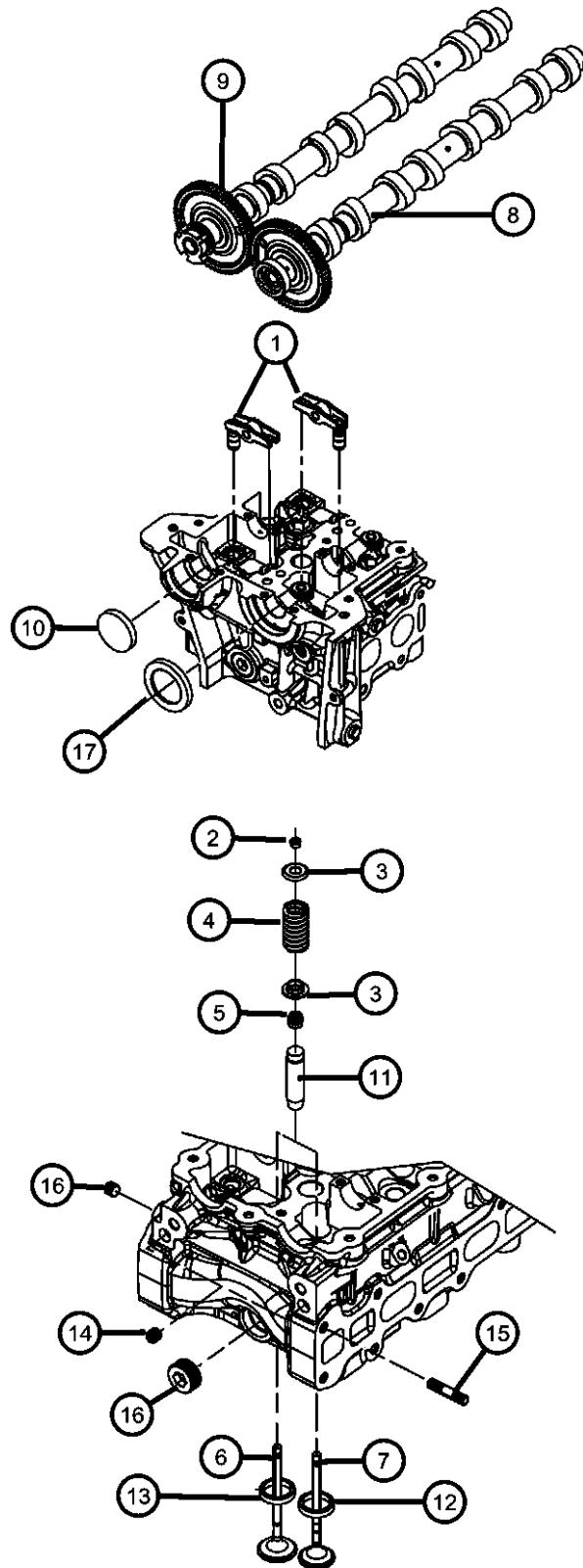
Pistons, Rings, Connecting Rods 2.8L Diesel [ENS]  
Figure 009ENS-425



ITEM	PART NUMBER	QTY	LINE	SERIES	BODY	ENGINE	TRANS	TRIM	DESCRIPTION
	68027461AA	4	J, U			ENS	DG0	Red	
		4	J, T, U			ENS	DG0	Red	
		4	J, U			ENS	DBB	Red	
		4	J, T, U			ENS	DBB	Red	
	68027463AA	4	J, U			ENS	DG0	Blue	
		4	J, T, U			ENS	DG0	Blue	
		4	J, U			ENS	DBB	Blue	
		4	J, T, U			ENS	DBB	Blue	
	68027464AA	4	J, U			ENS	DG0	Yellow	
		4	U, J, T			ENS	DG0	Yellow	
		4	J, U			ENS	DBB	Yellow	
		4	J, T, U			ENS	DBB	Yellow	
	68027468AA	4	J, U			ENS	DG0	Green	
		4	J, T, U			ENS	DG0	Green	
		4	J, U			ENS	DBB	Green	
		4	J, T, U			ENS	DBB	Green	
5	05093889AA	8	J, U			ENS	DG0		BOLT, Connecting Rod
		8	J, T, U			ENS	DG0		
		8	J, U			ENS	DBB		
		8	J, T, U			ENS	DBB		
6	68020529AA	1	J, U			ENS	DG0		ROD KIT, Connecting
		1	J, T, U			ENS	DG0		
		1	J, U			ENS	DBB		
		1	J, T, U			ENS	DBB		

WRANGLER (JK)		BODY		ENGINE	TRANSMISSION
SERIES	LINE				
P = PREMIUM	T = JEEP - 2WD	72 = SPORT UTILITY 2-DR		EGT = 3.8L V6 SMPI Engine	DEH = 6-Speed Manual NSG370
S = SPORT	J = JEEP - 4WD	TYPE #2		ENS = 2.8L 4 Cyl TD Next	Transmission
M = MEDIUM	U = JEEP - 4WD (RHD)	74 = SPORT UTILITY 4-DR		Generation Engine	DGV = 4-Spd. Automatic VLP 42RLE
L = LOWLINE		TYPE #4			Trans
					DGQ = 5-Spd Automatic 545RFE
					Transmission

**Camshafts & Valvetrain 2.8L Diesel [ENS]  
Figure 009ENS-505**



ITEM	PART NUMBER	QTY	LINE	SERIES	BODY	ENGINE	TRANS	TRIM	DESCRIPTION
------	----------------	-----	------	--------	------	--------	-------	------	-------------

**NOTE:**

Sales Codes:

[DBB] = All Manual Transmissions

[DEH] = 6-Speed Manual NSG370 Transmission

[DGQ] = 5-Speed Automatic 545RFE Transmission

[DGV] = 4-Speed Automatic VLP 42RLE Transmission

[DG0] = All Automatic Transmissions

[DHE] = Manual Shift On The Fly NVG 241 Generation II Transfer Case

[DHW] = 4:1 Rock-Trac H.D. Part Time 4WD NVG 241 Transfer Case

[EGT] = 3.8L V-6 SMPI Engine

[EG0] = All V-6 Engines

[ENS] = 2.8L 4 Cylinder Turbo Diesel Next Generation

[EN0] = All Turbo Diesel Engines

[NAA] = Federal Emissions

[NAE] = California Emissions

[NAS] = 50 State Emissions

[NA1] = Export Emissions

[XEF] = Transfer Case Skid Plate Shield

1									ARM, Rocker
	68027600AA	16	J, U			ENS	DG0		
		16	J, T, U			ENS	DG0		
		16	J, U			ENS	DBB		
		16	J, T, U			ENS	DBB		
2									LOCK, Valve Spring Retainer
	05066778AA	32	J, U			ENS	DG0		
		32	J, T, U			ENS	DG0		
		32	J, U			ENS	DBB		
		32	J, T, U			ENS	DBB		
3									RETAINER, Valve Spring
	05093891AA	16	J, U			ENS	DG0		Lower
		16	J, T, U			ENS	DG0		Lower
		16	J, U			ENS	DBB		Lower
		16	J, T, U			ENS	DBB		Lower
	05093892AA	16	J, U			ENS	DG0		Upper
		16	J, T, U			ENS	DG0		Upper
		16	J, U			ENS	DBB		Upper
		16	J, T, U			ENS	DBB		Upper
4									SPRING, Valve
	68027472AA	16	J, U			ENS	DG0		

**WRANGLER (JK)**

SERIES

P = PREMIUM

S = SPORT

M = MEDIUM

L = LOWLINE

LINE

T = JEEP - 2WD

J = JEEP - 4WD

U = JEEP - 4WD (RHD)

BODY

72 = SPORT UTILITY 2-DR

TYPE #2

74 = SPORT UTILITY 4-DR

TYPE #4

ENGINE

EGT = 3.8L V6 SMPI Engine

ENS = 2.8L 4 Cyl TD Next

Generation Engine

TRANSMISSION

DEH = 6-Speed Manual NSG370

Transmission

DGV = 4-Spd. Automatic VLP 42RLE

Trans

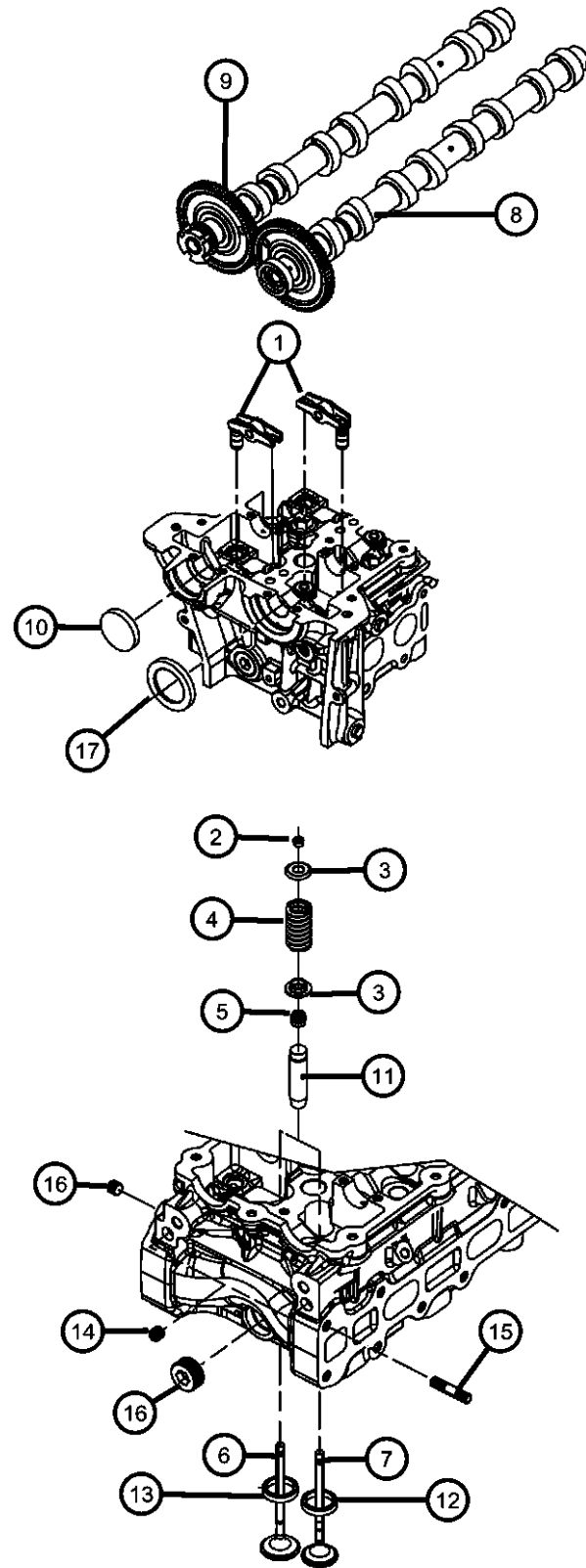
DGQ = 5-Spd Automatic 545RFE

Transmission

AR = use ase required - = Non illustrated part

2008 JK

**Camshafts & Valvetrain 2.8L Diesel [ENS]  
Figure 009ENS-505**



ITEM	PART NUMBER	QTY	LINE	SERIES	BODY	ENGINE	TRANS	TRIM	DESCRIPTION
5	05066775AA	16	U, J, T			ENS	DG0		SEAL, Valve Guide
		16	J, U			ENS	DBB		
		16	J, T, U			ENS	DBB		
		16	J, U			ENS	DG0		
6	68027469AA	16	J, T, U			ENS	DG0		VALVE, Intake, Standard
		16	J, U			ENS	DBB		
		16	J, T, U			ENS	DBB		
		8	J, U			ENS	DG0		
7	68027470AA	8	J, T, U			ENS	DG0		VALVE, Exhaust, Standard
		8	J, U			ENS	DBB		
		8	J, T, U			ENS	DBB		
		8	J, U			ENS	DG0		
8	68027449AA	1	J, U			ENS	DG0		CAMSHAFT, Intake
		1	J, T, U			ENS	DG0		
		1	J, U			ENS	DBB		
		1	J, T, U			ENS	DBB		
9	68027450AA	1	J, U			ENS	DG0		CAMSHAFT, Exhaust
		1	J, T, U			ENS	DG0		
		1	J, U			ENS	DBB		
		1	J, T, U			ENS	DBB		
10	05179593AA	1	J, U			ENS	DG0		PLUG, Camshaft
		1	J, T, U			ENS	DG0		
		1	J, U			ENS	DBB		
		1	J, T, U			ENS	DBB		

**WRANGLER (JK)**

SERIES

P = PREMIUM

S = SPORT

M = MEDIUM

L = LOWLINE

LINE

T = JEEP - 2WD

J = JEEP - 4WD

U = JEEP - 4WD (RHD)

BODY

72 = SPORT UTILITY 2-DR

TYPE #2

74 = SPORT UTILITY 4-DR

TYPE #4

ENGINE

EGT = 3.8L V6 SMPI Engine

ENS = 2.8L 4 Cyl TD Next

Generation Engine

TRANSMISSION

DEH = 6-Speed Manual NSG370

Transmission

DGV = 4-Spd. Automatic VLP 42RLE

Trans

DGQ = 5-Spd Automatic 545RFE

Transmission

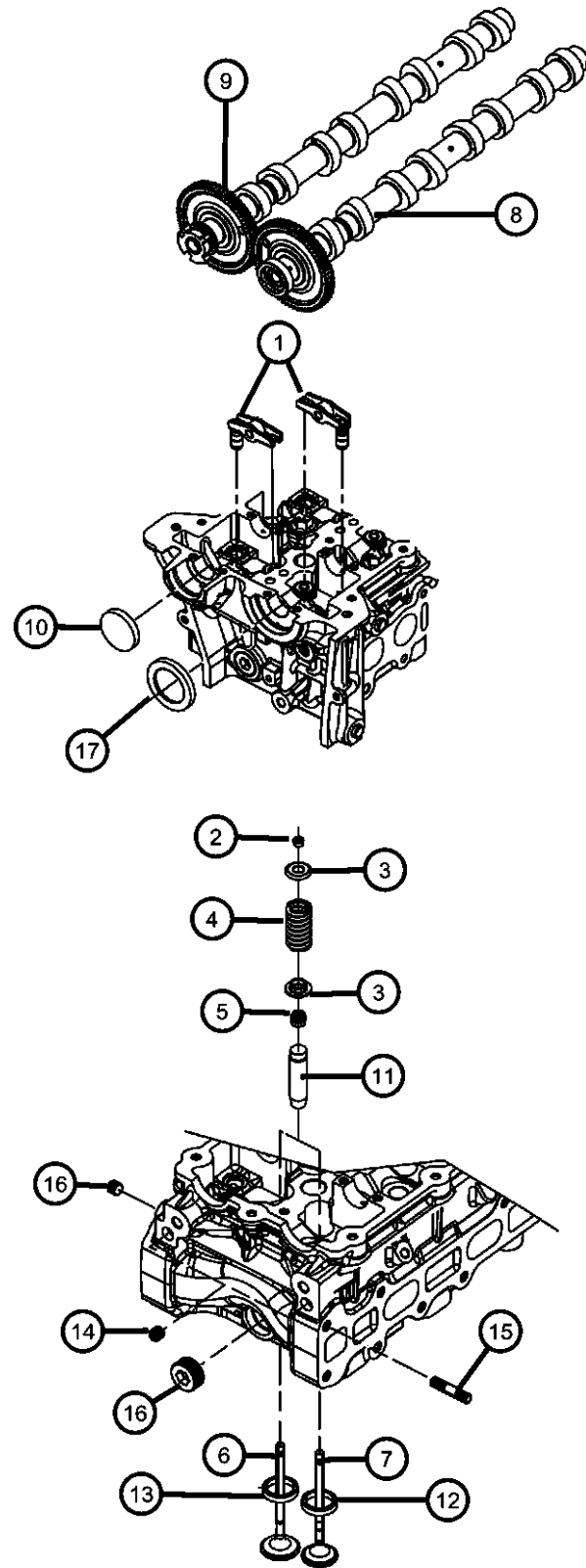
AR = use ase required - = Non illustrated part

2008 JK

<< RETURN TO GROUP INDEX



**Camshafts & Valvetrain 2.8L Diesel [ENS]  
Figure 009ENS-505**



ITEM	PART NUMBER	QTY	LINE	SERIES	BODY	ENGINE	TRANS	TRIM	DESCRIPTION
11	05066773AA	16	J, U			ENS	DG0		GUIDE, Intake/Exhaust Valve, Standard Size
		16	J, T, U			ENS	DG0		
		16	J, U			ENS	DBB		
		16	J, T, U			ENS	DBB		
12	68027471AA	8	J, U			ENS	DG0		SEAT, Exhaust Valve
		8	J, T, U			ENS	DG0		
		8	J, U			ENS	DBB		
		8	J, T, U			ENS	DBB		
13	68027473AA	8	J, U			ENS	DG0		SEAT, Intake Valve
		8	J, T, U			ENS	DG0		
		8	J, U			ENS	DBB		
		8	J, T, U			ENS	DBB		
14		8							PLUG, Core, Serviced In Hardware Package 68032201AA, (NOT SERVICED)
15	05066796AA	12	J, U			ENS	DG0		STUD
		12	J, T, U			ENS	DG0		Manifold To Cylinder Head, Mounting
		12	J, U			ENS	DBB		Manifold To Cylinder Head, Mounting
		12	J, T, U			ENS	DBB		Manifold To Cylinder Head, Mounting
16		12							PLUG, Pipe, Serviced In Hardware Package 68032201AA, (NOT SERVICED),
17	05179633AA	1	J, U			ENS	DG0		SEAL, Oil
		1	J, T, U			ENS	DG0		
		1	J, U			ENS	DBB		
		1	J, T, U			ENS	DBB		

**WRANGLER (JK)**

SERIES

P = PREMIUM

S = SPORT

M = MEDIUM

L = LOWLINE

LINE

T = JEEP - 2WD

J = JEEP - 4WD

U = JEEP - 4WD (RHD)

BODY

72 = SPORT UTILITY 2-DR

TYPE #2

74 = SPORT UTILITY 4-DR

TYPE #4

ENGINE

EGT = 3.8L V6 SMPI Engine

ENS = 2.8L 4 Cyl TD Next

Generation Engine

TRANSMISSION

DEH = 6-Speed Manual NSG370

Transmission

DGV = 4-Spd. Automatic VLP 42RLE

Trans

DGQ = 5-Spd Automatic 545RFE

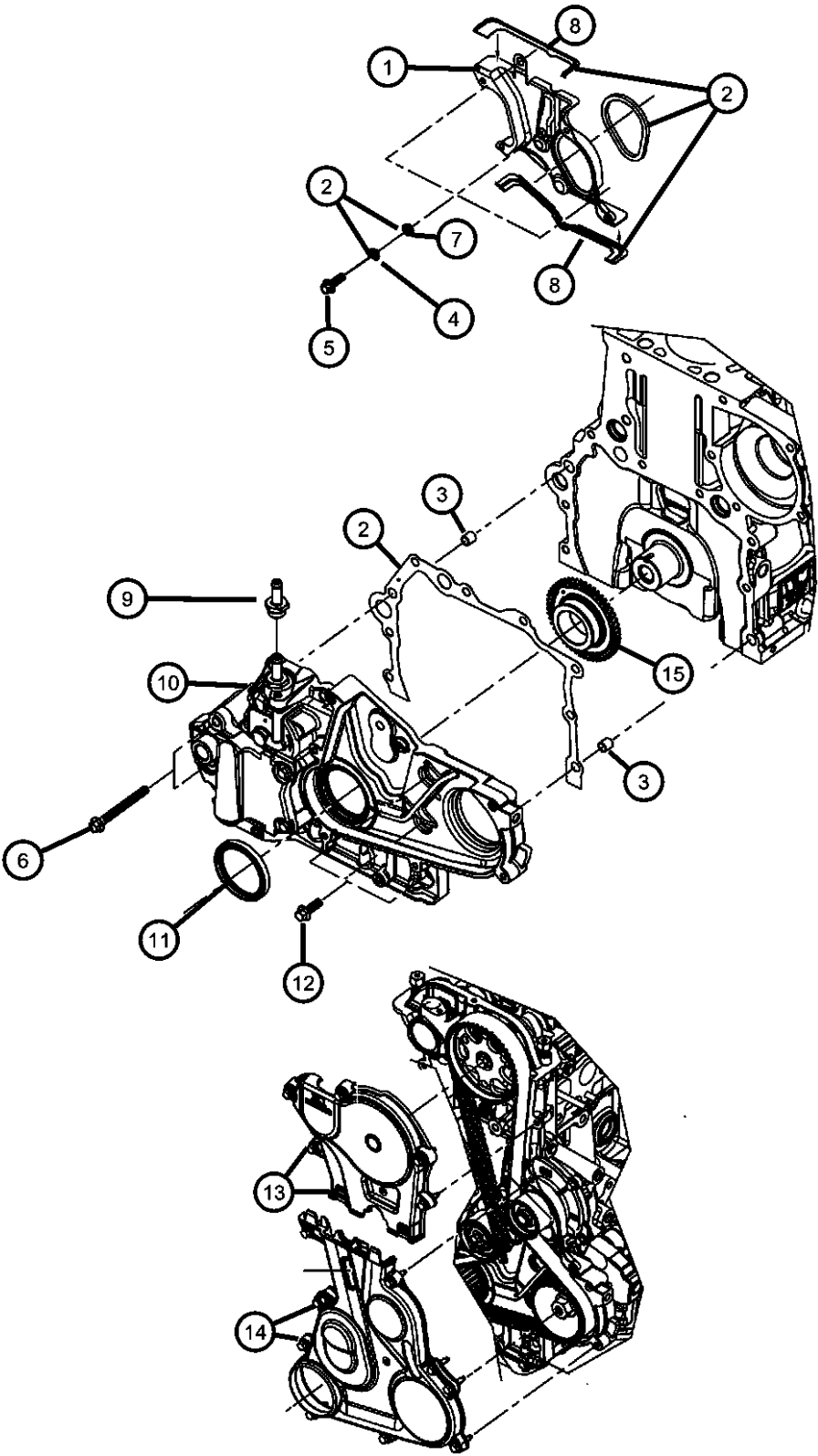
Transmission

AR = use ase required - = Non illustrated part

2008 JK

<< RETURN TO GROUP INDEX

Timing Case Covers 2.8L Diesel [ENS]  
Figure 009ENS-605



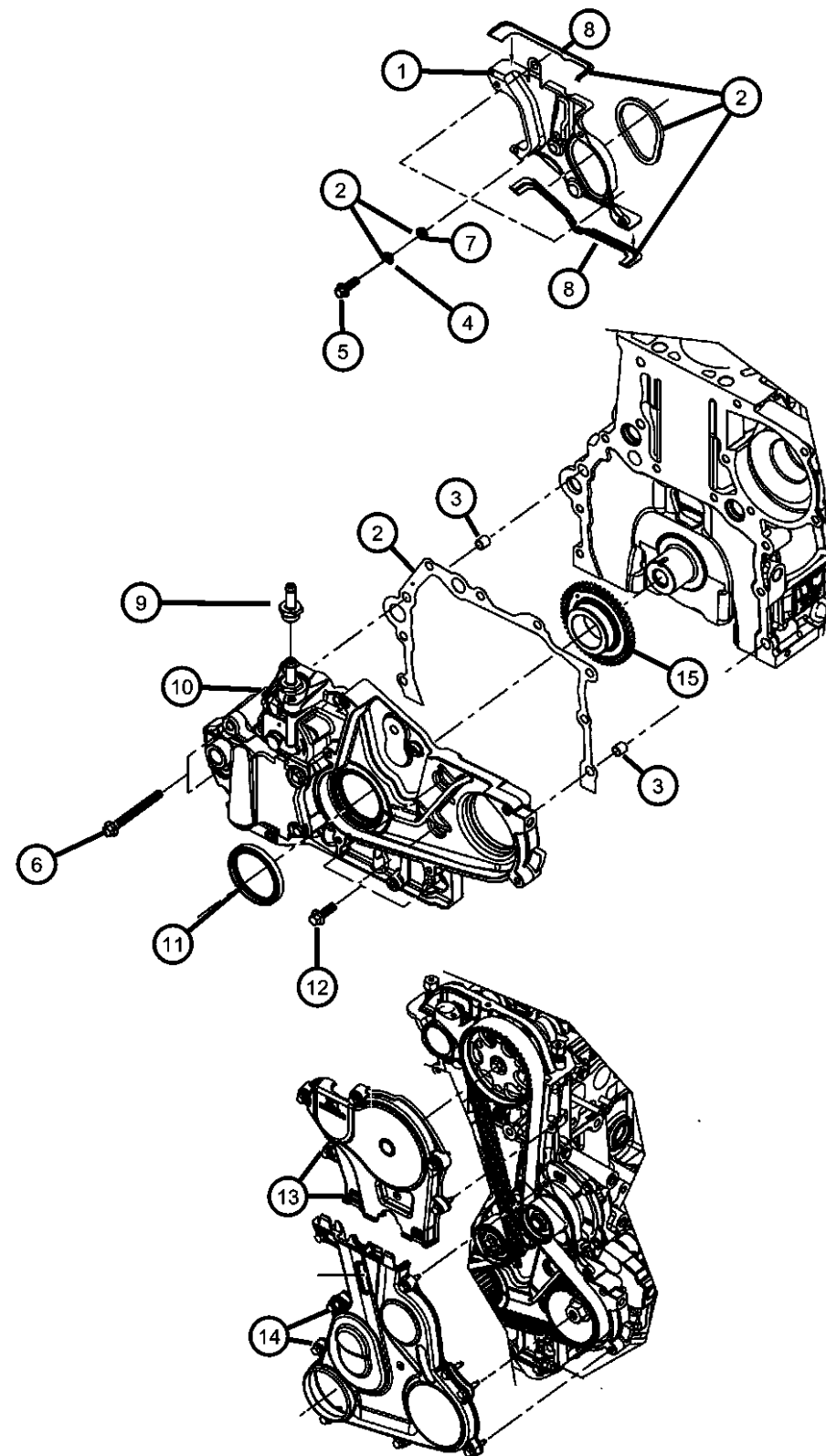
ITEM	PART NUMBER	QTY	LINE	SERIES	BODY	ENGINE	TRANS	TRIM	DESCRIPTION
------	-------------	-----	------	--------	------	--------	-------	------	-------------

NOTE:  
Sales Codes:  
[DBB] = All Manual Transmissions  
[DEH] = 6-Speed Manual NSG370 Transmission  
[DGQ] = 5-Speed Automatic 545RFE Transmission  
[DGV] = 4-Speed Automatic VLP 42RLE Transmission  
[DG0] = All Automatic Transmissions  
[DHE] = Manual Shift On The Fly NVG 241 Generation II Transfer Case  
[DHW] = 4:1 Rock-Trac H.D. Part Time 4WD NVG 241 Transfer Case  
[EGT] = 3.8L V-6 SMPI Engine  
[EG0] = All V-6 Engines  
[ENS] = 2.8L 4 Cylinder Turbo Diesel Next Generation  
[EN0] = All Turbo Diesel Engines  
[NAA] = Federal Emissions  
[NAE] = California Emissions  
[NAS] = 50 State Emissions  
[NA1] = Export Emissions  
[XEF] = Transfer Case Skid Plate Shield

1									COVER, Timing Case
	68027077AA	1	J, U			ENS	DG0		Middle Inner
		1	J, T, U			ENS	DG0		Middle Inner
		1	J, U			ENS	DBB		Middle Inner
		1	J, T, U			ENS	DBB		Middle Inner
	68027447AA	1	J, U			ENS	DG0		Outer Lower
		1	J, T, U			ENS	DG0		Outer Lower
		1	J, U			ENS	DBB		Outer Lower
		1	J, T, U			ENS	DBB		Outer Lower
	68027452AA	1	J, U			ENS	DG0		Outer Upper
		1	J, T, U			ENS	DG0		Outer Upper
		1	J, U			ENS	DBB		Outer Upper
		1	J, T, U			ENS	DBB		Outer Upper
2									GASKET, Timing Case Cover
	68027582AA	1	J, U			ENS	DG0		Single Gasket For Lower Inner Cover
		1	J, T, U			ENS	DG0		Single Gasket For Lower Inner Cover
		1	J, U			ENS	DBB		Single Gasket For Lower Inner Cover
		1	J, T, U			ENS	DBB		Single Gasket For Lower Inner Cover
	68032198AA	1	J, U			ENS	DG0		Package For The Middle Inner Cover

WRANGLER (JK)		BODY		ENGINE		TRANSMISSION	
SERIES	LINE						
P = PREMIUM	T = JEEP - 2WD	72 = SPORT UTILITY 2-DR		EGT = 3.8L V6 SMPI Engine		DEH = 6-Speed Manual NSG370	
S = SPORT	J = JEEP - 4WD	TYPE #2		ENS = 2.8L 4 Cyl TD Next		Transmission	
M = MEDIUM	U = JEEP - 4WD (RHD)	74 = SPORT UTILITY 4-DR		Generation Engine		DGV = 4-Spd. Automatic VLP 42RLE	
L = LOWLINE		TYPE #4				Trans	
						DGQ = 5-Spd Automatic 545RFE	
						Transmission	

Timing Case Covers 2.8L Diesel [ENS]  
Figure 009ENS-605



ITEM	PART NUMBER	QTY	LINE	SERIES	BODY	ENGINE	TRANS	TRIM	DESCRIPTION
		1	J, T, U			ENS	DG0		Package For The Middle Inner Cover
		1	J, U			ENS	DBB		Package For The Middle Inner Cover
		1	J, T, U			ENS	DBB		Package For The Middle Inner Cover
3		1							PIN, Dowel, Serviced In Package 68031525AA, (NOT SERVICED),
4		1							WASHER, Serviced In Gasket Kit, (NOT SERVICED)
5									BOLT
	68027619AA	3	J, U			ENS	DG0		Inner Timing Cover To Cylinder Block, Mounting
		3	J, T, U			ENS	DG0		Inner Timing Cover To Cylinder Block, Mounting
		3	J, U			ENS	DBB		Inner Timing Cover To Cylinder Block, Mounting
		3	J, T, U			ENS	DBB		Inner Timing Cover To Cylinder Block, Mounting
6									BOLT
	68031587AA	2	J, U			ENS	DG0		Inner Timing Cover To Cylinder Block, Mounting
		2	J, T, U			ENS	DG0		Inner Timing Cover To Cylinder Block, Mounting
		2	J, U			ENS	DBB		Inner Timing Cover To Cylinder Block, Mounting
		2	J, T, U			ENS	DBB		Inner Timing Cover To Cylinder Block, Mounting
7		2							SEAL, Serviced In Gasket Kit, (NOT SERVICED),
8		2							GASKET, Serviced In Gasket Kit, (NOT SERVICED)
9									VALVE, Check
	68027608AA	1	J, U			ENS	DG0		
		1	J, T, U			ENS	DG0		
		1	J, U			ENS	DBB		
		1	J, T, U			ENS	DBB		
10									FRONT COVER ASSEMBLY
	68027317AA	1	J, U			ENS	DG0		
		1	J, T, U			ENS	DG0		
		1	J, U			ENS	DBB		
		1	J, T, U			ENS	DBB		

WRANGLER (JK)

SERIES

P = PREMIUM  
S = SPORT  
M = MEDIUM  
L = LOWLINE

LINE

T = JEEP - 2WD  
J = JEEP - 4WD  
U = JEEP - 4WD (RHD)

BODY

72 = SPORT UTILITY 2-DR  
TYPE #2  
74 = SPORT UTILITY 4-DR  
TYPE #4

ENGINE

EGT = 3.8L V6 SMPI Engine  
ENS = 2.8L 4 Cyl TD Next  
Generation Engine

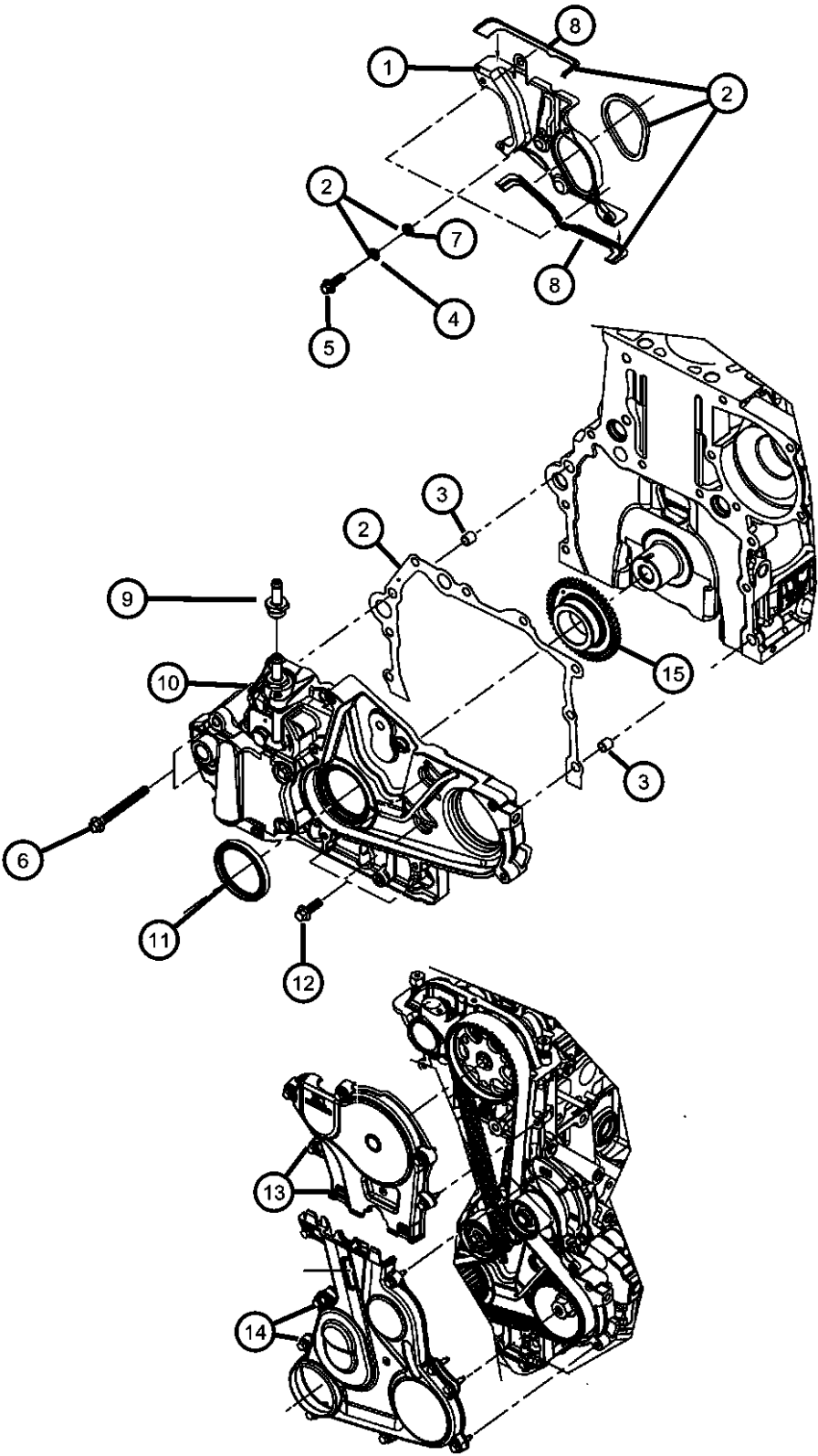
TRANSMISSION

DEH = 6-Speed Manual NSG370  
Transmission  
DGV = 4-Spd. Automatic VLP 42RLE  
Trans  
DGQ = 5-Spd Automatic 545RFE  
Transmission

AR = use ase required - = Non illustrated part

2008 JK

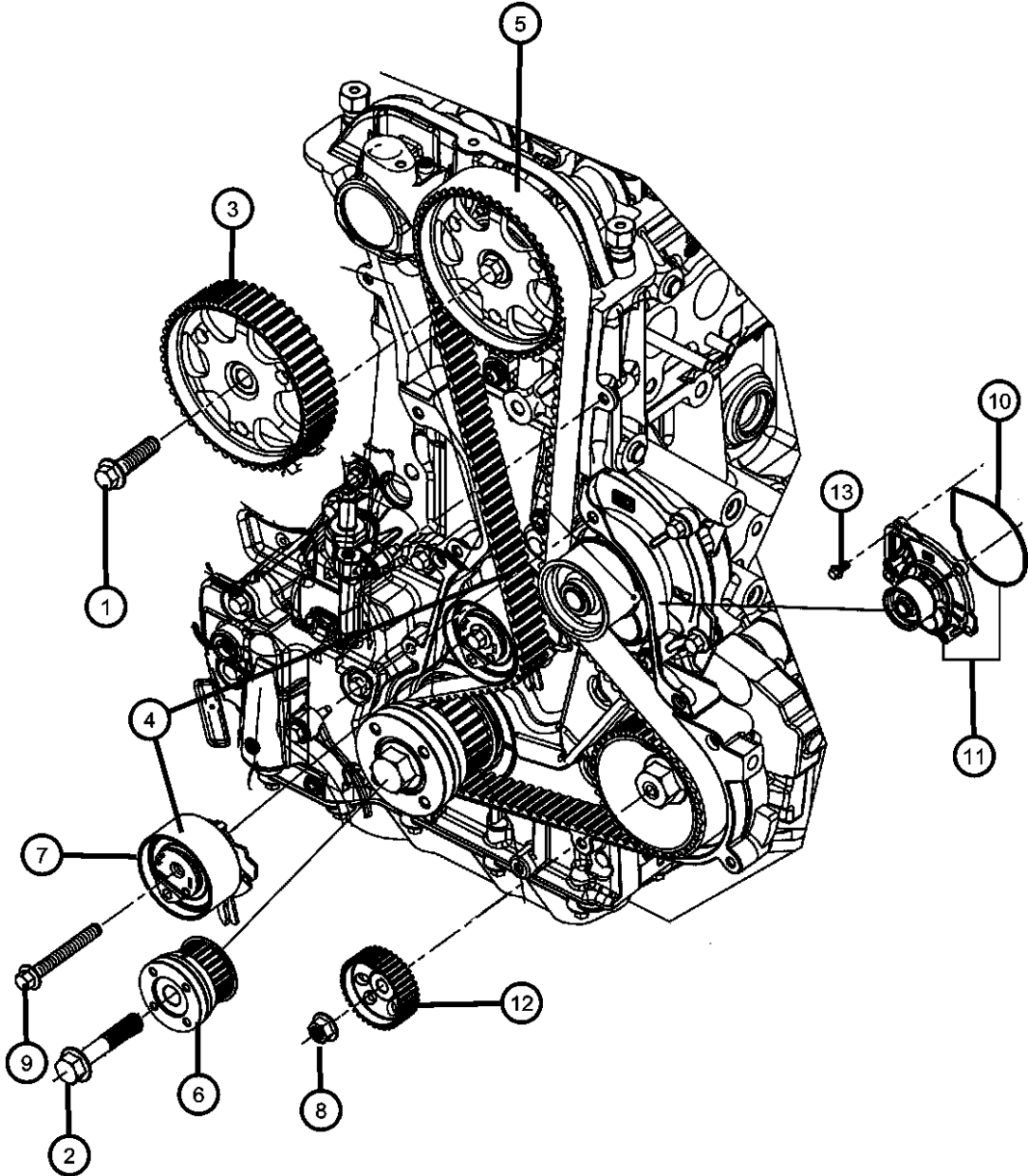
Timing Case Covers 2.8L Diesel [ENS]  
Figure 009ENS-605



ITEM	PART NUMBER	QTY	LINE	SERIES	BODY	ENGINE	TRANS	TRIM	DESCRIPTION
11	68029523AA	1	J, U			ENS	DG0		SEAL, Oil
		1	J, T, U			ENS	DG0		Front, Crankshaft
		1	J, U			ENS	DBB		Front, Crankshaft
		1	J, T, U			ENS	DBB		Front, Crankshaft
12	04864534AA	9	J, U			ENS	DG0		BOLT, Hex Head
		9	J, T, U			ENS	DG0		Inner Timing Cover To Cylinder Block, Mounting
		9	J, U			ENS	DBB		Inner Timing Cover To Cylinder Block, Mounting
		9	U, J, T			ENS	DBB		Inner Timing Cover To Cylinder Block, Mounting
13		9							BOLT, Serviced With Cover, (NOT SERVICED),
14		9							BOLT, Serviced With Cover, (NOT SERVICED)
15	68027486AA	1	J, U			ENS	DG0		GEAR, Oil Pump Drive
		1	J, T, U			ENS	DG0		
		1	J, U			ENS	DBB		
		1	J, T, U			ENS	DBB		

WRANGLER (JK)		BODY		ENGINE	TRANSMISSION
SERIES	LINE				
P = PREMIUM	T = JEEP - 2WD	72 = SPORT UTILITY 2-DR		EGT = 3.8L V6 SMPI Engine	DEH = 6-Speed Manual NSG370
S = SPORT	J = JEEP - 4WD	TYPE #2		ENS = 2.8L 4 Cyl TD Next	Transmission
M = MEDIUM	U = JEEP - 4WD (RHD)	74 = SPORT UTILITY 4-DR		Generation Engine	DGV = 4-Spd. Automatic VLP 42RLE
L = LOWLINE		TYPE #4			Trans
					DGQ = 5-Spd Automatic 545RFE
					Transmission

Timing System 2.8L Diesel [ENS]  
Figure 009ENS-625



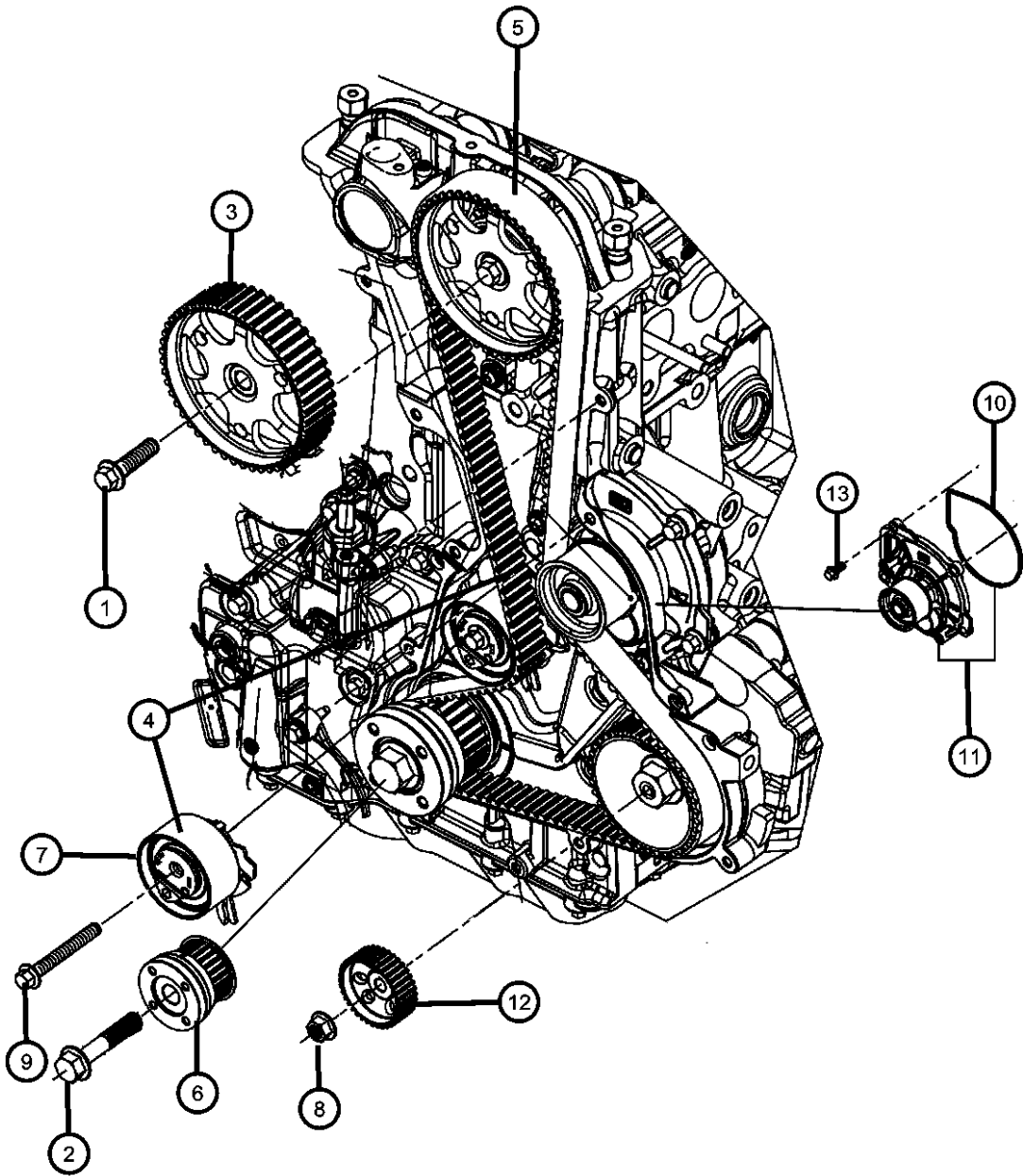
ITEM	PART NUMBER	QTY	LINE	SERIES	BODY	ENGINE	TRANS	TRIM	DESCRIPTION
------	-------------	-----	------	--------	------	--------	-------	------	-------------

NOTE:  
Sales Codes:  
[DBB] = All Manual Transmissions  
[DEH] = 6-Speed Manual NSG370 Transmission  
[DGQ] = 5-Speed Automatic 545RFE Transmission  
[DGV] = 4-Speed Automatic VLP 42RLE Transmission  
[DG0] = All Automatic Transmissions  
[DHE] = Manual Shift On The Fly NVG 241 Generation II Transfer Case  
[DHW] = 4:1 Rock-Trac H.D. Part Time 4WD NVG 241 Transfer Case  
[EGT] = 3.8L V-6 SMPI Engine  
[EG0] = All V-6 Engines  
[ENS] = 2.8L 4 Cylinder Turbo Diesel Next Generation  
[EN0] = All Turbo Diesel Engines  
[NAA] = Federal Emissions  
[NAE] = California Emissions  
[NAS] = 50 State Emissions  
[NA1] = Export Emissions  
[XEF] = Transfer Case Skid Plate Shield

1	68029490AA	2	J, U			ENS	DG0		BOLT
		2	J, T, U			ENS	DG0		Camshaft Sprocket To Camshaft, Mounting
		2	J, U			ENS	DBB		Camshaft Sprocket To Camshaft, Mounting
		2	J, T, U			ENS	DBB		Camshaft Sprocket To Camshaft, Mounting
2	68027566AA	1	J, U			ENS	DG0		BOLT
		1	J, T, U			ENS	DG0		Crankshaft Sprocket To Crankshaft, Mounting
		1	J, U			ENS	DBB		Crankshaft Sprocket To Crankshaft, Mounting
		1	J, T, U			ENS	DBB		Crankshaft Sprocket To Crankshaft, Mounting
3	68027482AA	1	J, U			ENS	DG0		SPROCKET, Camshaft
		1	J, T, U			ENS	DG0		
		1	J, U			ENS	DBB		
		1	J, T, U			ENS	DBB		
4	68031478AA	1	J, U			ENS	DG0		BELT KIT, Timing
		1	J, T, U			ENS	DG0		

WRANGLER (JK)		BODY		ENGINE		TRANSMISSION	
SERIES	LINE						
P = PREMIUM	T = JEEP - 2WD	72 = SPORT UTILITY 2-DR		EGT = 3.8L V6 SMPI Engine		DEH = 6-Speed Manual NSG370	
S = SPORT	J = JEEP - 4WD	TYPE #2		ENS = 2.8L 4 Cyl TD Next		Transmission	
M = MEDIUM	U = JEEP - 4WD (RHD)	74 = SPORT UTILITY 4-DR		Generation Engine		DGV = 4-Spd. Automatic VLP 42RLE	
L = LOWLINE		TYPE #4				Trans	
						DGQ = 5-Spd Automatic 545RFE	
						Transmission	

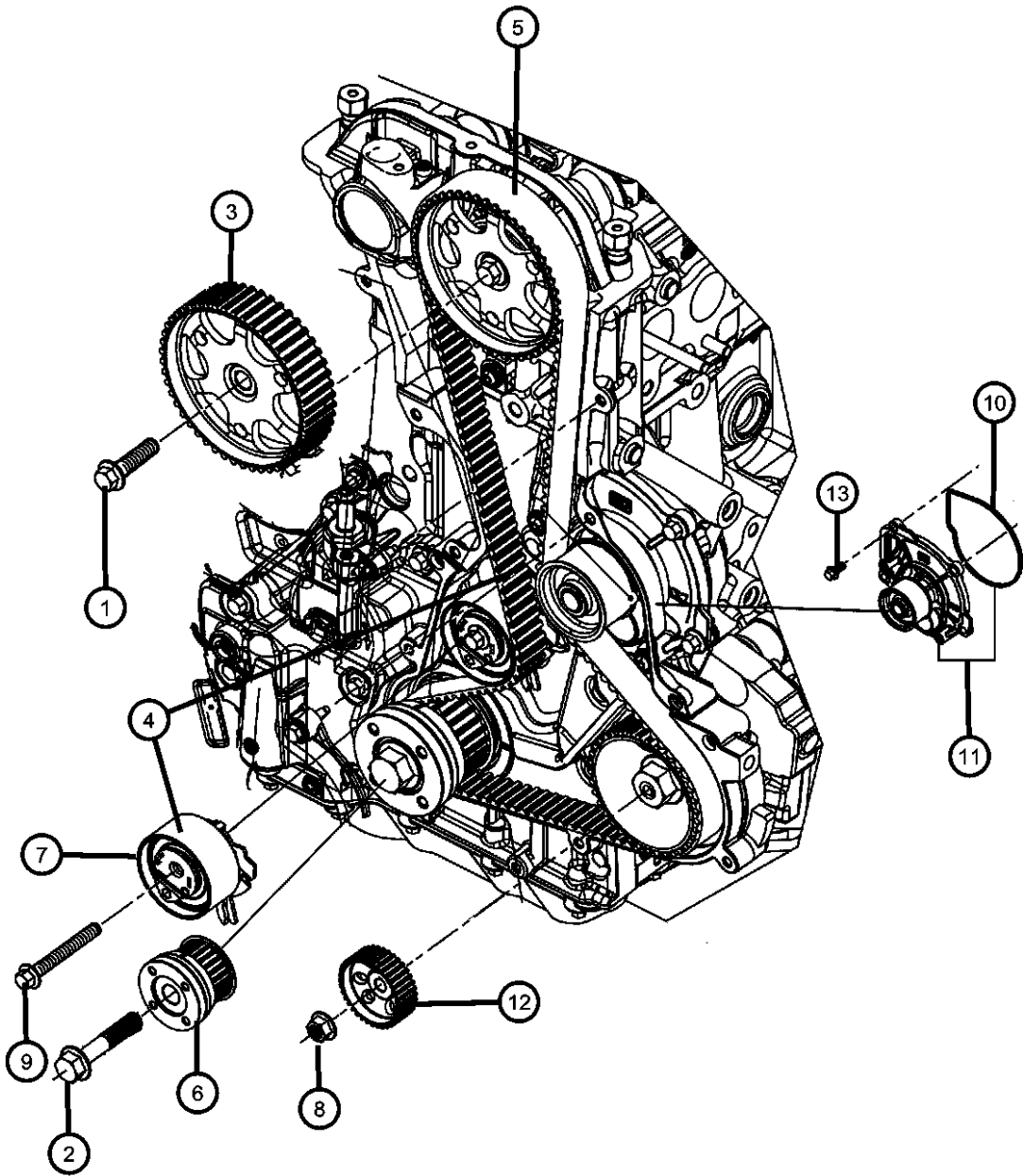
Timing System 2.8L Diesel [ENS]  
Figure 009ENS-625



ITEM	PART NUMBER	QTY	LINE	SERIES	BODY	ENGINE	TRANS	TRIM	DESCRIPTION
5	68029524AA	1	J, U			ENS	DBB		BELT, Timing
		1	J, T, U			ENS	DBB		
		1	J, U			ENS	DG0		
		1	J, T, U			ENS	DG0		
		1	J, U			ENS	DBB		
6	68027484AA	1	J, T, U			ENS	DBB		SPROCKET, Crankshaft
		1	J, U			ENS	DG0		
		1	J, T, U			ENS	DG0		
		1	J, U			ENS	DBB		
		1	J, T, U			ENS	DBB		
7		1							TENSIONER, Belt, Serviced In Timing Belt Kit, (NOT SERVICED) NUT
8	68032208AA	1	J, U			ENS	DG0		
9	68029484AA	1	J, T, U			ENS	DG0		Injection Pump Gear, Mounting
		1	J, U			ENS	DBB		Injection Pump Gear, Mounting
		1	J, T, U			ENS	DBB		Injection Pump Gear, Mounting
		1	J, U			ENS	DBB		Injection Pump Gear, Mounting
		1	J, T, U			ENS	DBB		Injection Pump Gear, Mounting
10	68027589AA	1	J, U			ENS	DG0		BOLT
		1	J, T, U			ENS	DG0		Tensioner To Cylinder Block, Mounting
		1	J, U			ENS	DBB		Tensioner To Cylinder Block, Mounting
		1	J, T, U			ENS	DBB		Tensioner To Cylinder Block, Mounting
		1	J, U			ENS	DBB		Tensioner To Cylinder Block, Mounting
11	68027359AA	1	J, U			ENS	DG0		GASKET
		1	J, T, U			ENS	DG0		Water Pump
		1	J, U			ENS	DBB		Water Pump
		1	J, T, U			ENS	DBB		Water Pump
		1	J, U			ENS	DBB		Water Pump

WRANGLER (JK)		BODY		ENGINE		TRANSMISSION	
SERIES	LINE						
P = PREMIUM	T = JEEP - 2WD	72 = SPORT UTILITY 2-DR		EGT = 3.8L V6 SMPI Engine		DEH = 6-Speed Manual NSG370	
S = SPORT	J = JEEP - 4WD	TYPE #2		ENS = 2.8L 4 Cyl TD Next		Transmission	
M = MEDIUM	U = JEEP - 4WD (RHD)	74 = SPORT UTILITY 4-DR		Generation Engine		DGV = 4-Spd. Automatic VLP 42RLE	
L = LOWLINE		TYPE #4				Trans	
						DGQ = 5-Spd Automatic 545RFE	
						Transmission	

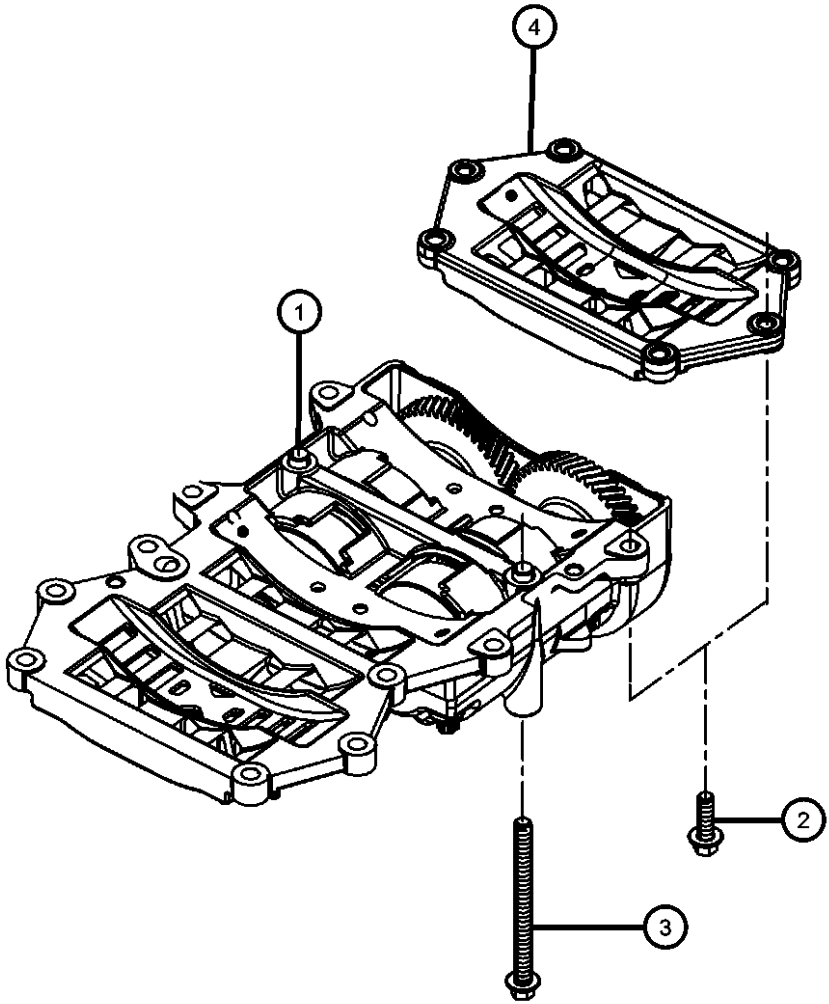
Timing System 2.8L Diesel [ENS]  
Figure 009ENS-625



ITEM	PART NUMBER	QTY	LINE	SERIES	BODY	ENGINE	TRANS	TRIM	DESCRIPTION
12	68027483AA	1	J, U			ENS	DBB		GEAR, Injection Pump
		1	J, T, U			ENS	DBB		
		1	J, U			ENS	DG0		
		1	J, T, U			ENS	DG0		
		1	J, U			ENS	DBB		
13	68029480AA	1	J, T, U			ENS	DBB		BOLT
		12	J, U			ENS	DG0		
		12	J, T, U			ENS	DG0		
		12	J, U			ENS	DBB		
		12	J, T, U			ENS	DBB		
		12	J, U			ENS	DG0		Water Pump To Cylinder Block, Mounting
		12	J, T, U			ENS	DG0		Water Pump To Cylinder Block, Mounting
		12	J, U			ENS	DBB		Water Pump To Cylinder Block, Mounting
		12	J, T, U			ENS	DBB		Water Pump To Cylinder Block, Mounting
		12	J, U			ENS	DG0		Water Pump To Cylinder Block, Mounting

WRANGLER (JK)		BODY		ENGINE	TRANSMISSION
SERIES	LINE				
P = PREMIUM	T = JEEP - 2WD	72 = SPORT UTILITY 2-DR		EGT = 3.8L V6 SMPI Engine	DEH = 6-Speed Manual NSG370
S = SPORT	J = JEEP - 4WD	TYPE #2		ENS = 2.8L 4 Cyl TD Next	Transmission
M = MEDIUM	U = JEEP - 4WD (RHD)	74 = SPORT UTILITY 4-DR		Generation Engine	DGV = 4-Spd. Automatic VLP 42RLE
L = LOWLINE		TYPE #4			Trans
					DGQ = 5-Spd Automatic 545RFE
					Transmission

Balance Shafts 2.8L Diesel [ENS]  
Figure 009ENS-645



ITEM	PART NUMBER	QTY	LINE	SERIES	BODY	ENGINE	TRANS	TRIM	DESCRIPTION
------	-------------	-----	------	--------	------	--------	-------	------	-------------

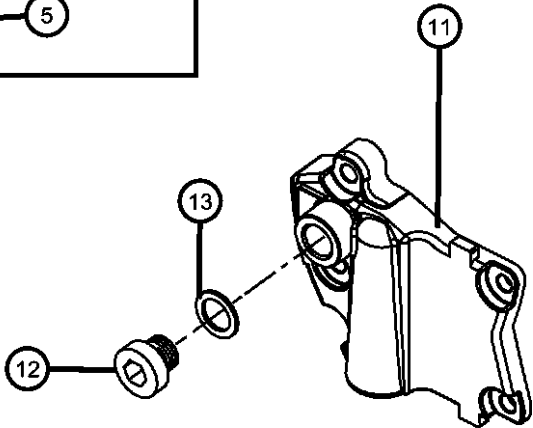
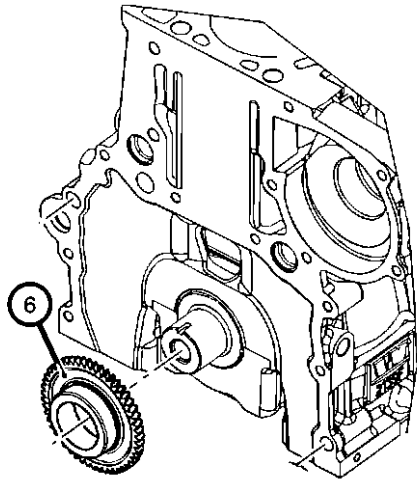
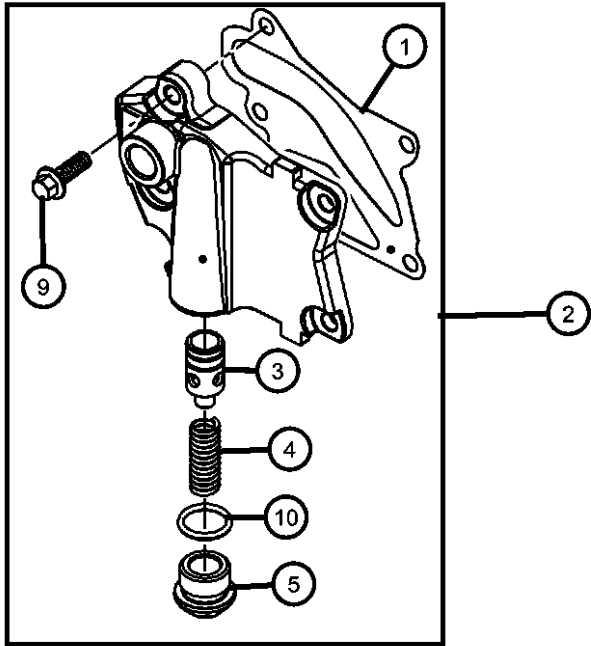
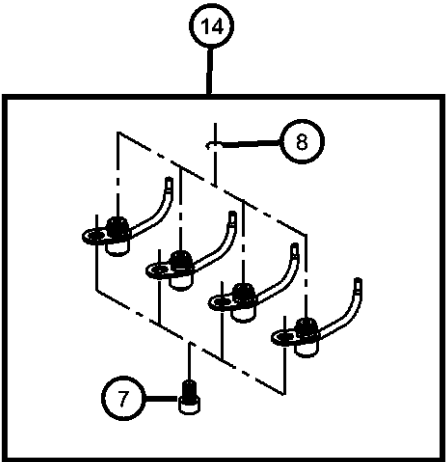
NOTE:  
Sales Codes:  
[DBB] = All Manual Transmissions  
[DEH] = 6-Speed Manual NSG370 Transmission  
[DGQ] = 5-Speed Automatic 545RFE Transmission  
[DGV] = 4-Speed Automatic VLP 42RLE Transmission  
[DG0] = All Automatic Transmissions  
[DHE] = Manual Shift On The Fly NVG 241 Generation II Transfer Case  
[DHW] = 4:1 Rock-Trac H.D. Part Time 4WD NVG 241 Transfer Case  
[EGT] = 3.8L V-6 SMPI Engine  
[EG0] = All V-6 Engines  
[ENS] = 2.8L 4 Cylinder Turbo Diesel Next Generation  
[EN0] = All Turbo Diesel Engines  
[NAA] = Federal Emissions  
[NAE] = California Emissions  
[NAS] = 50 State Emissions  
[NA1] = Export Emissions  
[XEF] = Transfer Case Skid Plate Shield

1									SHAFT, Balance
	68034991AA	1	J, U			ENS	DG0		
		1	J, T, U			ENS	DG0		
		1	J, U			ENS	DBB		
		1	J, T, U			ENS	DBB		
2									BOLT
	68029481AA	16	J, U			ENS	DG0		
		16	J, T, U			ENS	DG0		
		16	J, U			ENS	DBB		
		16	J, T, U			ENS	DBB		
3									BOLT
	68029486AA	2	J, U			ENS	DG0		
		2	J, T, U			ENS	DG0		
		2	J, U			ENS	DBB		
		2	J, T, U			ENS	DBB		
4									TRAY, Windage
	68027475AA	1	U, J			ENS	DG0		
		1	J, T, U			ENS	DG0		
		1	J, U			ENS	DBB		
		1	J, T, U			ENS	DBB		

WRANGLER (JK)					
SERIES	LINE	BODY	ENGINE	TRANSMISSION	
P = PREMIUM	T = JEEP - 2WD	72 = SPORT UTILITY 2-DR	EGT = 3.8L V6 SMPI Engine	DEH = 6-Speed Manual NSG370	
S = SPORT	J = JEEP - 4WD	TYPE #2	ENS = 2.8L 4 Cyl TD Next	Transmission	
M = MEDIUM	U = JEEP - 4WD (RHD)	74 = SPORT UTILITY 4-DR	Generation Engine	DGV = 4-Spd. Automatic VLP 42RLE	
L = LOWLINE		TYPE #4		Trans	
				DGQ = 5-Spd Automatic 545RFE	
				Transmission	



Engine Oiling Pump 2.8L Diesel [ENS]  
Figure 009ENS-705



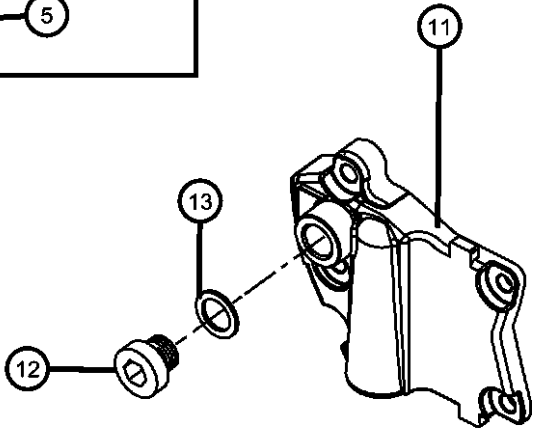
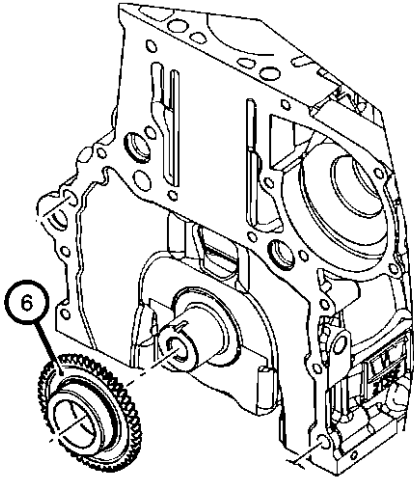
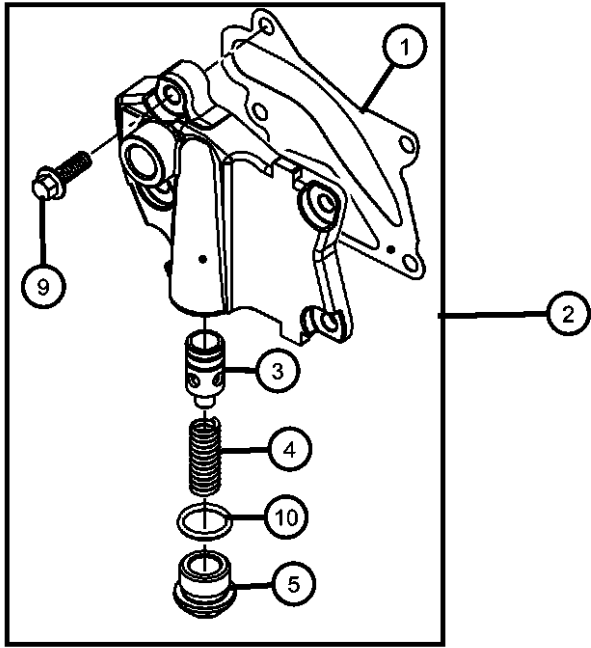
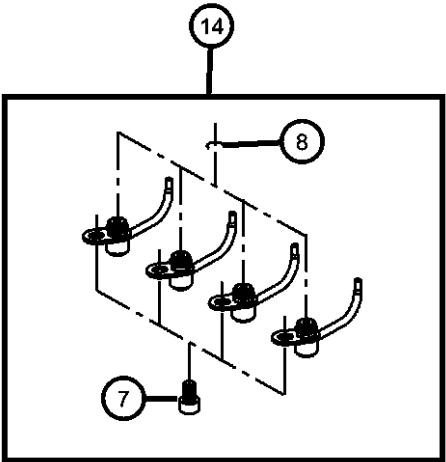
ITEM	PART NUMBER	QTY	LINE	SERIES	BODY	ENGINE	TRANS	TRIM	DESCRIPTION
------	-------------	-----	------	--------	------	--------	-------	------	-------------

NOTE:  
Sales Codes:  
[DBB] = All Manual Transmissions  
[DEH] = 6-Speed Manual NSG370 Transmission  
[DGQ] = 5-Speed Automatic 545RFE Transmission  
[DGV] = 4-Speed Automatic VLP 42RLE Transmission  
[DG0] = All Automatic Transmissions  
[DHE] = Manual Shift On The Fly NVG 241 Generation II Transfer Case  
[DHW] = 4:1 Rock-Trac H.D. Part Time 4WD NVG 241 Transfer Case  
[EGT] = 3.8L V-6 SMPI Engine  
[EG0] = All V-6 Engines  
[ENS] = 2.8L 4 Cylinder Turbo Diesel Next Generation  
[EN0] = All Turbo Diesel Engines  
[NAA] = Federal Emissions  
[NAE] = California Emissions  
[NAS] = 50 State Emissions  
[NA1] = Export Emissions  
[XEF] = Transfer Case Skid Plate Sheild

1									GASKET, Oil Pump
	68027580AA	1	J, U			ENS	DG0		
		1	J, T, U			ENS	DG0		
		1	J, U			ENS	DBB		
		1	J, T, U			ENS	DBB		
2									PUMP, Engine Oil
	68029445AA	1	J, U			ENS	DG0		
		1	J, T, U			ENS	DG0		
		1	J, U			ENS	DBB		
		1	J, T, U			ENS	DBB		
3		1							PLUNGER, Serviced With Item 2 Pump, (NOT SERVICED)
4		1							SPRING, Oil Pressure Relief Valve, Serviced With Item 2 Pump, (NOT SERVICED)
5		1							CAP, Oil Pressure Relief Valve, Serviced With Item 2 Pump, (NOT SERVICED)
6									GEAR, Oil Pump Drive
	68027486AA	1	J, U			ENS	DG0		
		1	J, T, U			ENS	DG0		
		1	J, U			ENS	DBB		
		1	J, T, U			ENS	DBB		

WRANGLER (JK)				
SERIES	LINE	BODY	ENGINE	TRANSMISSION
P = PREMIUM	T = JEEP - 2WD	72 = SPORT UTILITY 2-DR	EGT = 3.8L V6 SMPI Engine	DEH = 6-Speed Manual NSG370
S = SPORT	J = JEEP - 4WD	TYPE #2	ENS = 2.8L 4 Cyl TD Next	Transmission
M = MEDIUM	U = JEEP - 4WD (RHD)	74 = SPORT UTILITY 4-DR	Generation Engine	DGV = 4-Spd. Automatic VLP 42RLE
L = LOWLINE		TYPE #4		Trans
				DGQ = 5-Spd Automatic 545RFE
				Transmission

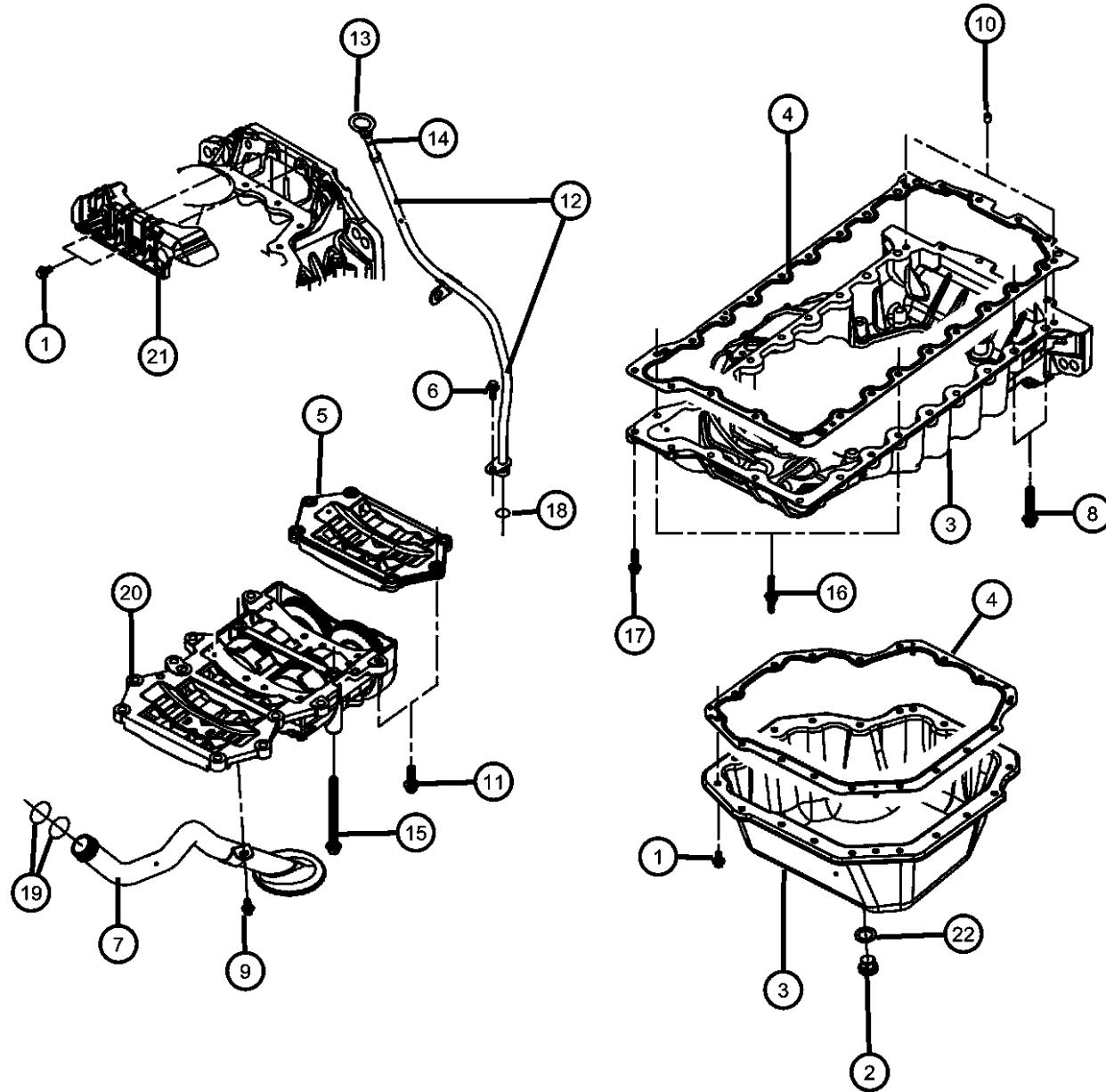
Engine Oiling Pump 2.8L Diesel [ENS]  
Figure 009ENS-705



ITEM	PART NUMBER	QTY	LINE	SERIES	BODY	ENGINE	TRANS	TRIM	DESCRIPTION
7		1							BOLT, (NOT SERVICED)
8									O RING
	04864689	4	J, U			ENS	DG0		
		4	J, T, U			ENS	DG0		
		4	J, U			ENS	DBB		
		4	J, T, U			ENS	DBB		
9		4							BOLT, Serviced With Item 2 Pump, (NOT SERVICED)
10		4							SEAL, Oil Pressure Relief Valve, Serviced With Item 2 Pump, (NOT SERVICED)
11		4							HOUSING, Pump, Serviced With Item 2 Pump, (NOT SERVICED)
12									PLUG
	68027624AA	1	J, U			ENS	DG0		
		1	J, T, U			ENS	DG0		
		1	J, U			ENS	DBB		
		1	J, T, U			ENS	DBB		
13									WASHER, Hose Adapter
	04720564	1	J, U			ENS	DG0		
		1	J, T, U			ENS	DG0		
		1	J, U			ENS	DBB		
		1	J, T, U			ENS	DBB		
14									VALVE KIT, Engine
	68031460AA	1	J, U			ENS	DG0		
		1	J, T, U			ENS	DG0		
		1	J, U			ENS	DBB		
		1	J, T, U			ENS	DBB		

WRANGLER (JK)		BODY		ENGINE	TRANSMISSION
SERIES	LINE				
P = PREMIUM	T = JEEP - 2WD	72 = SPORT UTILITY 2-DR		EGT = 3.8L V6 SMPI Engine	DEH = 6-Speed Manual NSG370
S = SPORT	J = JEEP - 4WD	TYPE #2		ENS = 2.8L 4 Cyl TD Next	Transmission
M = MEDIUM	U = JEEP - 4WD (RHD)	74 = SPORT UTILITY 4-DR		Generation Engine	DGV = 4-Spd. Automatic VLP 42RLE
L = LOWLINE		TYPE #4			Trans
					DGQ = 5-Spd Automatic 545RFE
					Transmission

**Engine Oil Pan, Engine Oil Level Indicator And Related Parts 2.8L Diesel [ENS]  
Figure 009ENS-725**



**NOTE:**

Sales Codes:

[DBB] = All Manual Transmissions

[DEH] = 6-Speed Manual NSG370 Transmission

[DGQ] = 5-Speed Automatic 545RFE Transmission

[DGV] = 4-Speed Automatic VLP 42RLE Transmission

[DG0] = All Automatic Transmissions

[DHE] = Manual Shift On The Fly NVG 241 Generation II Transfer Case

[DHW] = 4:1 Rock-Trac H.D. Part Time 4WD NVG 241 Transfer Case

[EGT] = 3.8L V-6 SMPI Engine

[EG0] = All V-6 Engines

[ENS] = 2.8L 4 Cylinder Turbo Diesel Next Generation

[EN0] = All Turbo Diesel Engines

[NAA] = Federal Emissions

[NAE] = California Emissions

[NAS] = 50 State Emissions

[NA1] = Export Emissions

[XEF] = Transfer Case Skid Plate Shield

ITEM	PART NUMBER	QTY	LINE	SERIES	BODY	ENGINE	TRANS	TRIM	DESCRIPTION
1									BOLT
	68027630AA	17	J, U			ENS	DG0		Bracket And Oil Pan, Mounting
		17	J, T, U			ENS	DG0		Bracket And Oil Pan, Mounting
		17	J, U			ENS	DBB		Bracket And Oil Pan, Mounting
		17	J, T, U			ENS	DBB		Bracket And Oil Pan, Mounting
2									PLUG, Oil Drain
	05191971AA	1	J, U			ENS	DG0		
		1	J, T, U			ENS	DG0		
		1	J, U			ENS	DBB		
		1	J, T, U			ENS	DBB		
3									PAN, Engine Oil
	68027080AA	1	J, U			ENS	DG0		Lower
		1	J, T, U			ENS	DG0		Lower
		1	J, U			ENS	DBB		Lower
		1	J, T, U			ENS	DBB		Lower
	68027490AA	1	J, U			ENS	DG0		Upper
		1	J, T, U			ENS	DG0		Upper
		1	J, U			ENS	DBB		Upper
		1	J, T, U			ENS	DBB		Upper
4									GASKET, Oil Pan
	68027583AA	1	J, U			ENS	DG0		Upper

**WRANGLER (JK)**

SERIES

LINE

BODY

ENGINE

TRANSMISSION

P = PREMIUM

T = JEEP - 2WD

72 = SPORT UTILITY 2-DR

EGT = 3.8L V6 SMPI Engine

DEH = 6-Speed Manual NSG370

S = SPORT

J = JEEP - 4WD

TYPE #2

ENS = 2.8L 4 Cyl TD Next

Transmission

M = MEDIUM

U = JEEP - 4WD (RHD)

74 = SPORT UTILITY 4-DR

Generation Engine

DGV = 4-Spd. Automatic VLP 42RLE

L = LOWLINE

TYPE #4

Trans

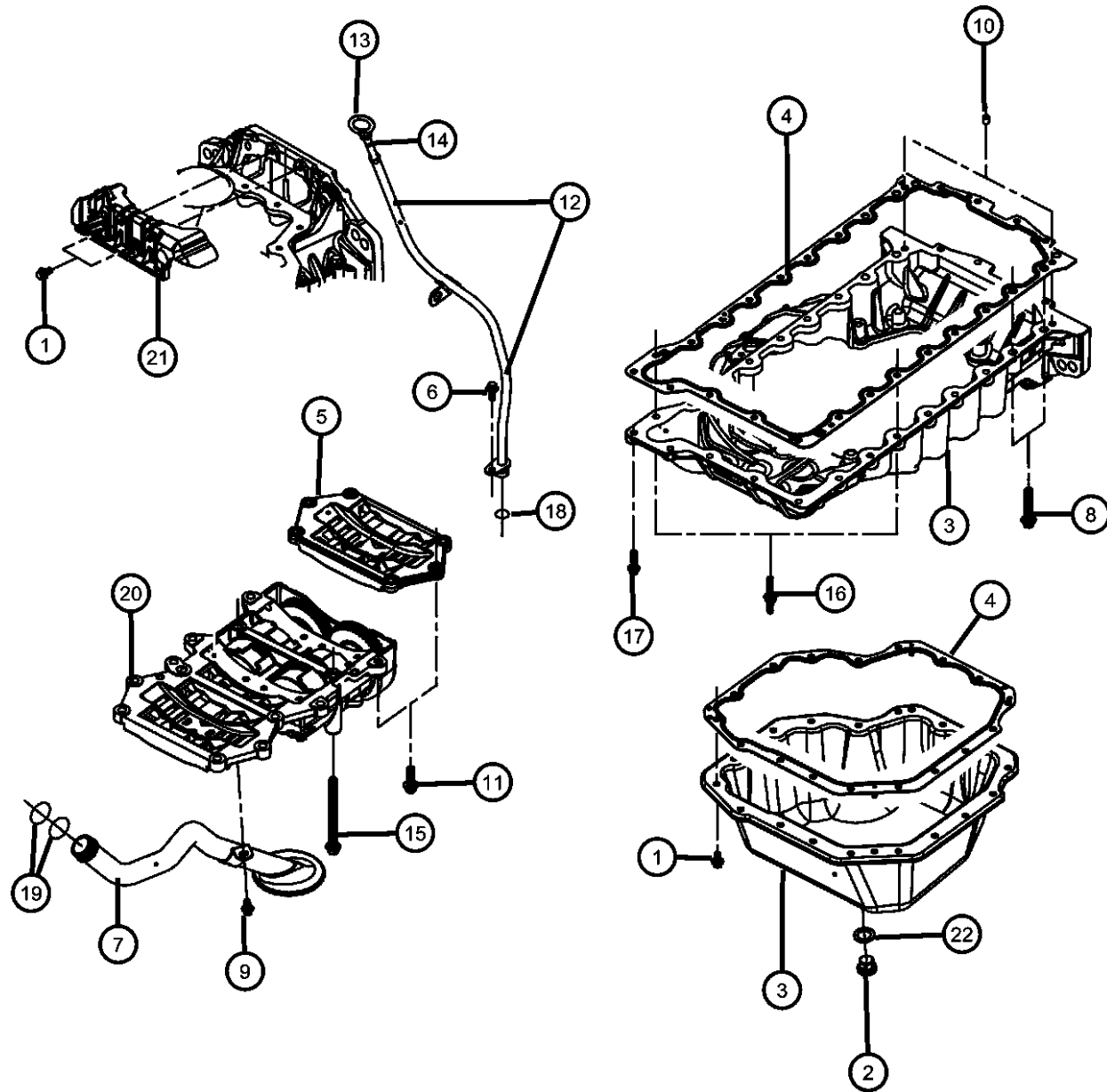
DGQ = 5-Spd Automatic 545RFE

Transmission

AR = use ase required - = Non illustrated part

2008 JK

**Engine Oil Pan, Engine Oil Level Indicator And Related Parts 2.8L Diesel [ENS]  
Figure 009ENS-725**



ITEM	PART NUMBER	QTY	LINE	SERIES	BODY	ENGINE	TRANS	TRIM	DESCRIPTION
		1	J, T, U			ENS	DG0		Upper
		1	J, U			ENS	DBB		Upper
		1	J, T, U			ENS	DBB		Upper
	68027587AA	1	J, U			ENS	DG0		Lower
		1	J, T, U			ENS	DG0		Lower
		1	J, U			ENS	DBB		Lower
		1	J, T, U			ENS	DBB		Lower
5									TRAY, Windage
	68027475AA	1	J, U			ENS	DG0		
		1	J, T, U			ENS	DG0		
		1	J, U			ENS	DBB		
		1	J, T, U			ENS	DBB		
6									BOLT
	68027633AA	3	J, U			ENS	DBB		Engine Oil Indicator Tube, Mounting
		3	J, T, U			ENS	DBB		Engine Oil Indicator Tube, Mounting
		3	J, U			ENS	DG0		Engine Oil Indicator Tube, Mounting
		3	J, T, U			ENS	DG0		Engine Oil Indicator Tube, Mounting
7									TUBE, Oil Pickup
	68027511AA	1	J, U			ENS	DG0		
		1	J, T, U			ENS	DG0		
		1	J, U			ENS	DBB		
		1	J, T, U			ENS	DBB		
8									BOLT
	68029482AA	4	J, U			ENS	DG0		
		4	J, T, U			ENS	DG0		
		4	J, U			ENS	DBB		
		4	J, T, U			ENS	DBB		
9									BOLT
	68027633AA	3	J, U			ENS	DBB		Oil Pickup Tube, Mounting
		3	J, T, U			ENS	DBB		Oil Pickup Tube, Mounting
		3	J, U			ENS	DG0		Oil Pickup Tube, Mounting
		3	J, T, U			ENS	DG0		Oil Pickup Tube, Mounting

**WRANGLER (JK)**

**SERIES**

P = PREMIUM  
S = SPORT  
M = MEDIUM  
L = LOWLINE

**LINE**

T = JEEP - 2WD  
J = JEEP - 4WD  
U = JEEP - 4WD (RHD)

**BODY**

72 = SPORT UTILITY 2-DR  
TYPE #2  
74 = SPORT UTILITY 4-DR  
TYPE #4

**ENGINE**

EGT = 3.8L V6 SMPI Engine  
ENS = 2.8L 4 Cyl TD Next  
Generation Engine

**TRANSMISSION**

DEH = 6-Speed Manual NSG370  
Transmission  
DGV = 4-Spd. Automatic VLP 42RLE  
Trans  
DGQ = 5-Spd Automatic 545RFE  
Transmission

AR = use ase required - = Non illustrated part

2008 JK

<< RETURN TO GROUP INDEX

**Engine Oil Pan, Engine Oil Level Indicator And Related Parts 2.8L Diesel [ENS]  
Figure 009ENS-725**

ITEM	PART NUMBER	QTY	LINE	SERIES	BODY	ENGINE	TRANS	TRIM	DESCRIPTION
10		3							DOWEL PIN, Serviced In Block Hardware Package, (NOT SERVICED),
11	68029481AA	16	J, T, U			ENS	DG0		BOLT
		16	J, T, U			ENS	DBB		
12	68027512AA	1	J, U			ENS	DG0		TUBE, Engine Oil Indicator
		1	J, T, U			ENS	DG0		
		1	J, U			ENS	DBB		
		1	J, T, U			ENS	DBB		
13	68033478AA	1	J, U			ENS	DG0		INDICATOR, Engine Oil Level
		1	J, T, U			ENS	DG0		
		1	J, U			ENS	DBB		
		1	J, T, U			ENS	DBB		
14	04720373	1	J, U			ENS	DBB		O RING, Engine Oil Indicator
		1	J, T, U			ENS	DBB		
		1	J, U			ENS	DG0		
		1	J, T, U			ENS	DG0		
15	68029486AA	2	J, U			ENS	DG0		BOLT
		2	J, T, U			ENS	DG0		
		2	J, U			ENS	DBB		
		2	J, T, U			ENS	DBB		
16	68027556AA	2	J, U			ENS	DBB		STUD, Double Ended
		2	J, T, U			ENS	DBB		
		2	J, U			ENS	DG0		
		2	J, T, U			ENS	DG0		
17	68027632AA	20	J, U			ENS	DBB		BOLT
									Upper Oil Pan To Cylinder Block, Mounting

WRANGLER (JK)

SERIES

P = PREMIUM

S = SPORT

M = MEDIUM

L = LOWLINE

LINE

T = JEEP - 2WD

J = JEEP - 4WD

U = JEEP - 4WD (RHD)

## BODY

72 = SPORT UTILITY 2-DR

TYPE #2

74 = SPORT UTILITY 4-DR

TYPE #4

ENGINE

EGT = 3.8L V6 SMPI Engine

ENS = 2.8L 4 Cyl TD Next

## Generation Engine

TRANSMISSION

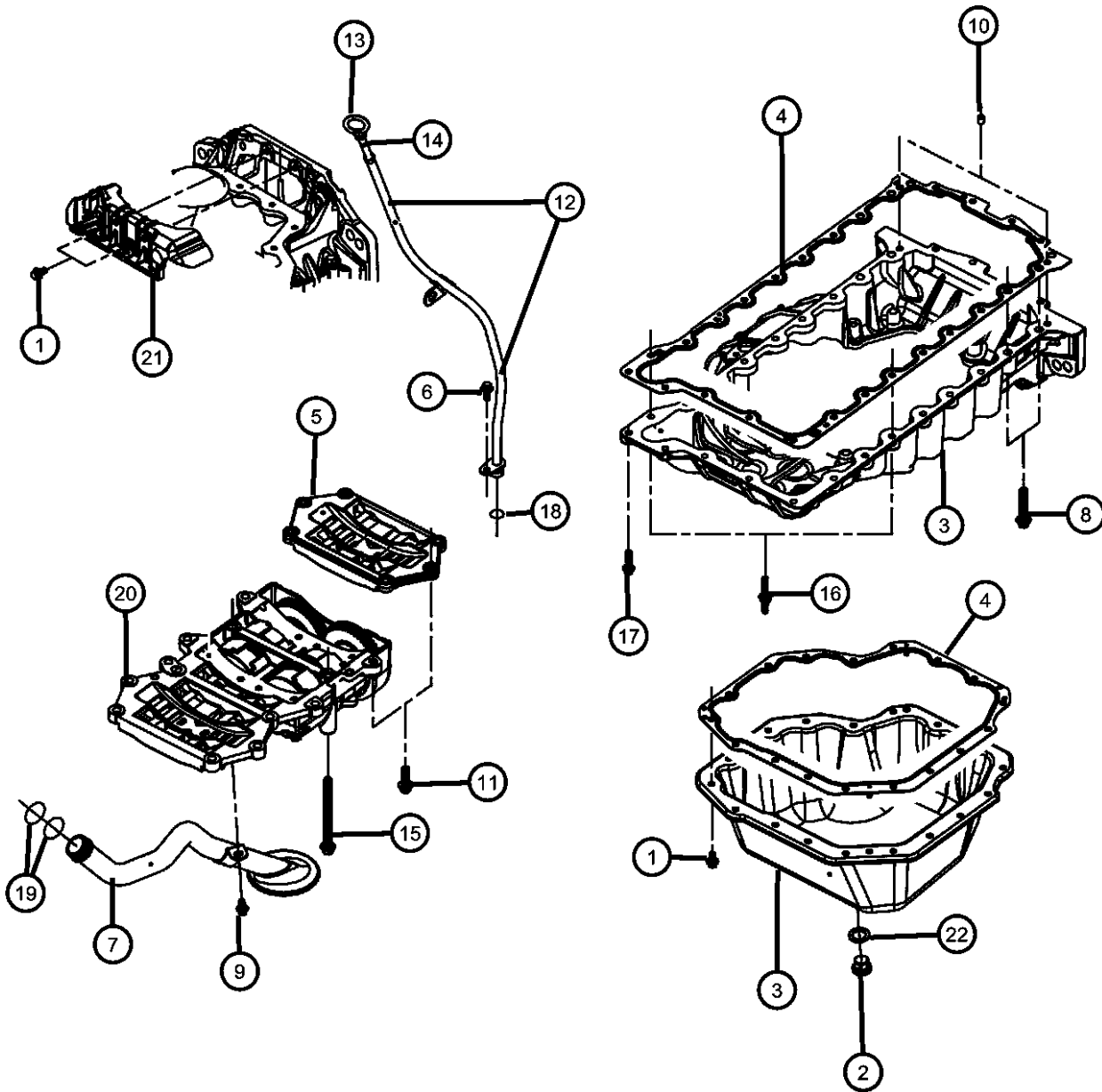
DEH = 6-Speed Manual NSG370

### Transmission

DGV = 4-Spd. Automatic VLP 42RLE

Trans

DGQ = 5-Spd Automatic 545RFE  
Transmission

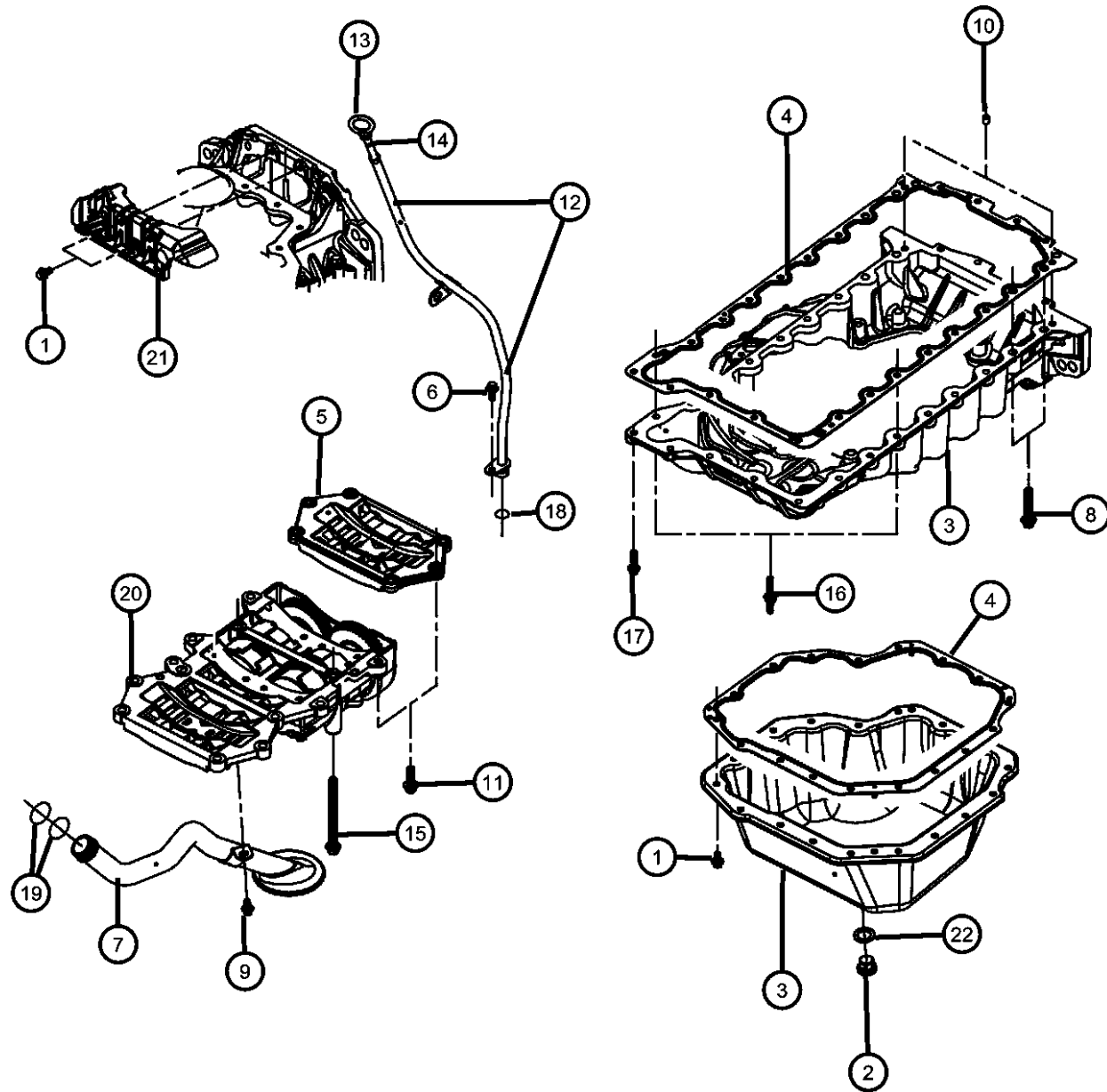


AR = use ase required    - = Non illustrated part

2008 JK

**<< RETURN TO GROUP INDEX**

**Engine Oil Pan, Engine Oil Level Indicator And Related Parts 2.8L Diesel [ENS]  
Figure 009ENS-725**



ITEM	PART NUMBER	QTY	LINE	SERIES	BODY	ENGINE	TRANS	TRIM	DESCRIPTION
18	05083157AA	20	J, T, U			ENS	DBB		Upper Oil Pan To Cylinder Block, Mounting
		20	J, U			ENS	DG0		Upper Oil Pan To Cylinder Block, Mounting
		20	J, T, U			ENS	DG0		Upper Oil Pan To Cylinder Block, Mounting
									O RING
19	05066789AB	1	J, U			ENS	DBB		O RING, Oil Suction Tube
		1	J, T, U			ENS	DBB		
		1	J, U			ENS	DG0		
		1	J, T, U			ENS	DG0		
20	68032199AA	2	J, U			ENS	DBB		SHAFT, Balance
		2	J, T, U			ENS	DBB		
		2	J, U			ENS	DG0		
		2	J, T, U			ENS	DG0		
21	68027479AA	1	J, U			ENS	DG0		BRACKET
		1	J, T, U			ENS	DG0		
		1	J, U			ENS	DBB		
		1	J, T, U			ENS	DBB		
22	04720353	1	J, U			ENS	DBB		WASHER, Plain
		1	J, T, U			ENS	DBB		
		1	J, U			ENS	DG0		
		1	J, T, U			ENS	DG0		

**WRANGLER (JK)**

**SERIES**

P = PREMIUM  
S = SPORT  
M = MEDIUM  
L = LOWLINE

**LINE**

T = JEEP - 2WD  
J = JEEP - 4WD  
U = JEEP - 4WD (RHD)

**BODY**

72 = SPORT UTILITY 2-DR  
TYPE #2  
74 = SPORT UTILITY 4-DR  
TYPE #4

**ENGINE**

EGT = 3.8L V6 SMPI Engine  
ENS = 2.8L 4 Cyl TD Next  
Generation Engine

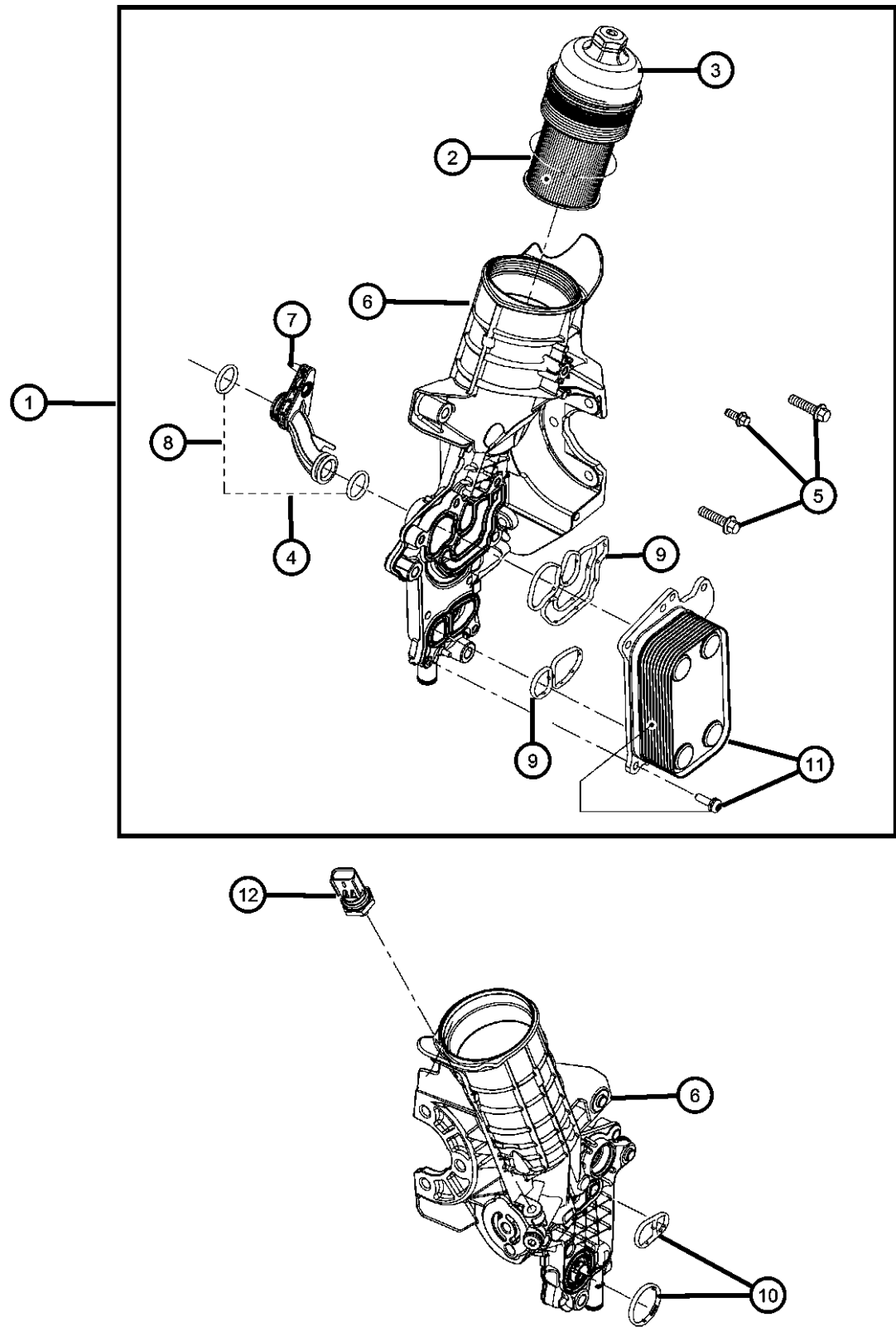
**TRANSMISSION**

DEH = 6-Speed Manual NSG370  
Transmission  
DGV = 4-Spd. Automatic VLP 42RLE  
Trans  
DGQ = 5-Spd Automatic 545RFE  
Transmission

AR = use ase required - = Non illustrated part

2008 JK

Engine Oil Filter And Housing 2.8L Diesel [ENS]  
Figure 009ENS-745



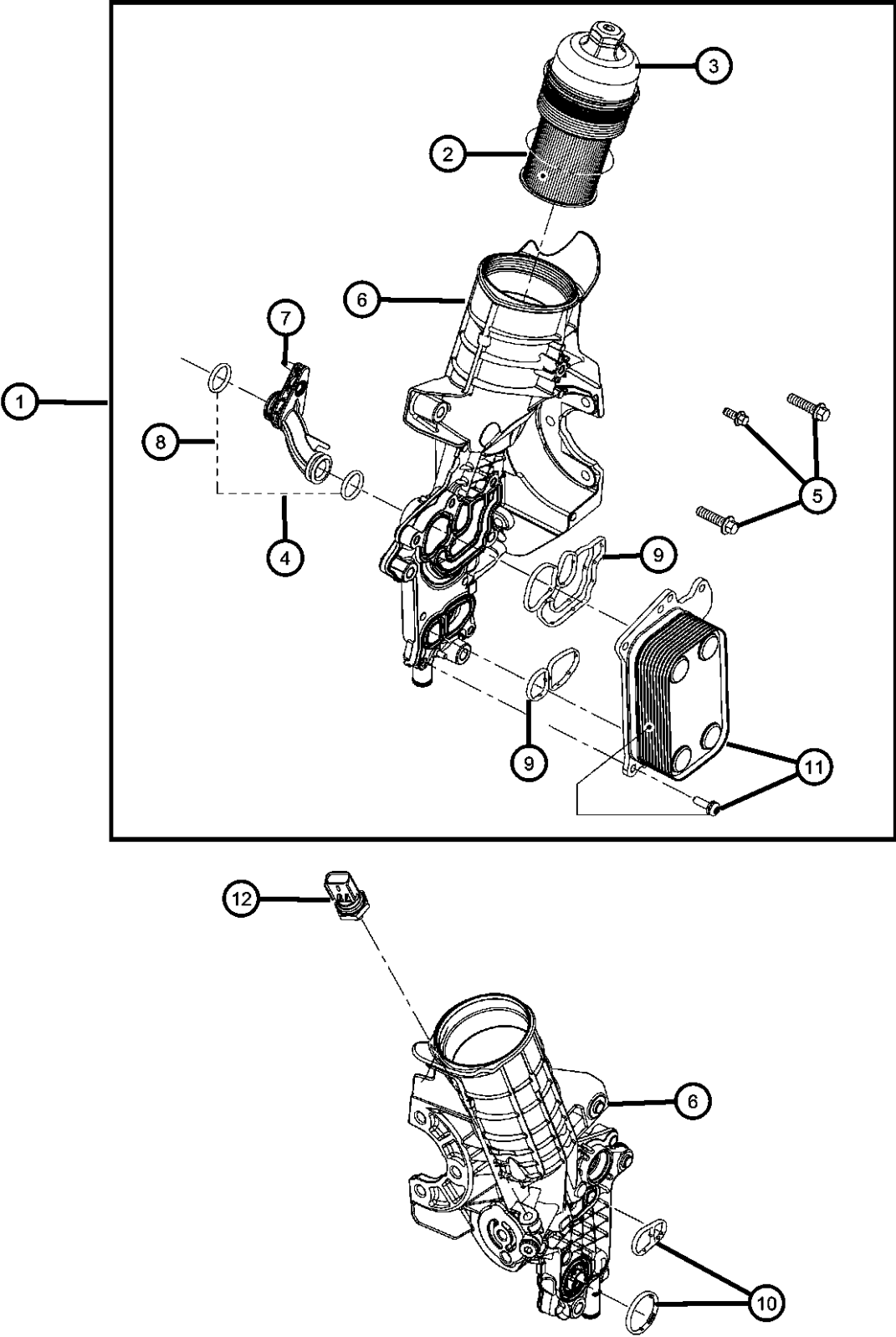
ITEM	PART NUMBER	QTY	LINE	SERIES	BODY	ENGINE	TRANS	TRIM	DESCRIPTION
------	-------------	-----	------	--------	------	--------	-------	------	-------------

NOTE:  
Sales Codes:  
[DBB] = All Manual Transmissions  
[DEH] = 6-Speed Manual NSG370 Transmission  
[DGQ] = 5-Speed Automatic 545RFE Transmission  
[DGV] = 4-Speed Automatic VLP 42RLE Transmission  
[DG0] = All Automatic Transmissions  
[DHE] = Manual Shift On The Fly NVG 241 Generation II Transfer Case  
[DHW] = 4:1 Rock-Trac H.D. Part Time 4WD NVG 241 Transfer Case  
[EGT] = 3.8L V-6 SMPI Engine  
[EG0] = All V-6 Engines  
[ENS] = 2.8L 4 Cylinder Turbo Diesel Next Generation  
[EN0] = All Turbo Diesel Engines  
[NAA] = Federal Emissions  
[NAE] = California Emissions  
[NAS] = 50 State Emissions  
[NA1] = Export Emissions  
[XEF] = Transfer Case Skid Plate Shield

1									FILTER/COOLER ASSEMBLY, Oil
	68027604AA	1	J, U			ENS	DG0		
		1	J, T, U			ENS	DG0		
		1	J, U			ENS	DBB		
		1	J, T, U			ENS	DBB		
2									ELEMENT, Engine Oil
	68032204AA	1	J, U			ENS	DG0		
		1	J, T, U			ENS	DG0		
		1	J, U			ENS	DBB		
		1	J, T, U			ENS	DBB		
3									CAP, Oil Filter Housing
	68032205AA	1	J, U			ENS	DG0		
		1	J, T, U			ENS	DG0		
		1	J, U			ENS	DBB		
		1	J, T, U			ENS	DBB		
4									GASKET KIT, Engine Oil Filter Housing
	68032202AA	1	J, U			ENS	DG0		
		1	J, T, U			ENS	DG0		
		1	J, U			ENS	DBB		
		1	J, T, U			ENS	DBB		
5									BOLT

WRANGLER (JK)		BODY		ENGINE		TRANSMISSION	
SERIES	LINE						
P = PREMIUM	T = JEEP - 2WD	72 = SPORT UTILITY 2-DR		EGT = 3.8L V6 SMPI Engine		DEH = 6-Speed Manual NSG370	
S = SPORT	J = JEEP - 4WD	TYPE #2		ENS = 2.8L 4 Cyl TD Next		Transmission	
M = MEDIUM	U = JEEP - 4WD (RHD)	74 = SPORT UTILITY 4-DR		Generation Engine		DGV = 4-Spd. Automatic VLP 42RLE	
L = LOWLINE		TYPE #4				Trans	
						DGQ = 5-Spd Automatic 545RFE	
						Transmission	

Engine Oil Filter And Housing 2.8L Diesel [ENS]  
Figure 009ENS-745



ITEM	PART NUMBER	QTY	LINE	SERIES	BODY	ENGINE	TRANS	TRIM	DESCRIPTION
	68027631AA	6	J, U			ENS	DG0		Filter Housing Assembly, Mounting
		6	J, T, U			ENS	DG0		Filter Housing Assembly, Mounting
		6	J, U			ENS	DBB		Filter Housing Assembly, Mounting
		6	J, T, U			ENS	DBB		Filter Housing Assembly, Mounting
6		6							HOUSING, Oil Filter, Serviced In Filter/Cooler Assembly, (NOT SERVICED),
7		6							PIPE, Serviced In Gasket Kit, (NOT SERVICED)
8		6							O RING, Serviced In Gasket Kit, (NOT SERVICED)
9		6							GASKET, Engine Oil Cooler, Serviced In Gasket Kit, (NOT SERVICED)
10		6							GASKET, Serviced In Gasket Kit, (NOT SERVICED)
11	68032203AA	1	J, U			ENS	DG0		COOLER, Engine Oil
		1	J, T, U			ENS	DG0		
		1	J, U			ENS	DBB		
		1	J, T, U			ENS	DBB		
12	05093908AA	1	J, U			ENS	DG0		SENSOR, Oil Pressure
		1	J, T, U			ENS	DG0		
		1	J, U			ENS	DBB		
		1	J, T, U			ENS	DBB		

WRANGLER (JK)		BODY		ENGINE		TRANSMISSION	
SERIES	LINE						
P = PREMIUM	T = JEEP - 2WD	72 = SPORT UTILITY 2-DR		EGT = 3.8L V6 SMPI Engine		DEH = 6-Speed Manual NSG370	
S = SPORT	J = JEEP - 4WD	TYPE #2		ENS = 2.8L 4 Cyl TD Next		Transmission	
M = MEDIUM	U = JEEP - 4WD (RHD)	74 = SPORT UTILITY 4-DR		Generation Engine		DGV = 4-Spd. Automatic VLP 42RLE	
L = LOWLINE		TYPE #4				Trans	
						DGQ = 5-Spd Automatic 545RFE	
						Transmission	



Engine Oil Cooler 2.8L Diesel [ENS]  
Figure 009ENS-805

ITEM	PART NUMBER	QTY	LINE	SERIES	BODY	ENGINE	TRANS	TRIM	DESCRIPTION
------	-------------	-----	------	--------	------	--------	-------	------	-------------

NOTE:  
Sales Codes:  
[DBB] = All Manual Transmissions  
[DEH] = 6-Speed Manual NSG370 Transmission  
[DGQ] = 5-Speed Automatic 545RFE Transmission  
[DGV] = 4-Speed Automatic VLP 42RLE Transmission  
[DG0] = All Automatic Transmissions  
[DHE] = Manual Shift On The Fly NVG 241 Generation II Transfer Case  
[DHW] = 4:1 Rock-Trac H.D. Part Time 4WD NVG 241 Transfer Case  
[EGT] = 3.8L V-6 SMPI Engine  
[EG0] = All V-6 Engines  
[ENS] = 2.8L 4 Cylinder Turbo Diesel Next Generation  
[EN0] = All Turbo Diesel Engines  
[NAA] = Federal Emissions  
[NAE] = California Emissions  
[NAS] = 50 State Emissions  
[NA1] = Export Emissions  
[XEF] = Transfer Case Skid Plate Shield

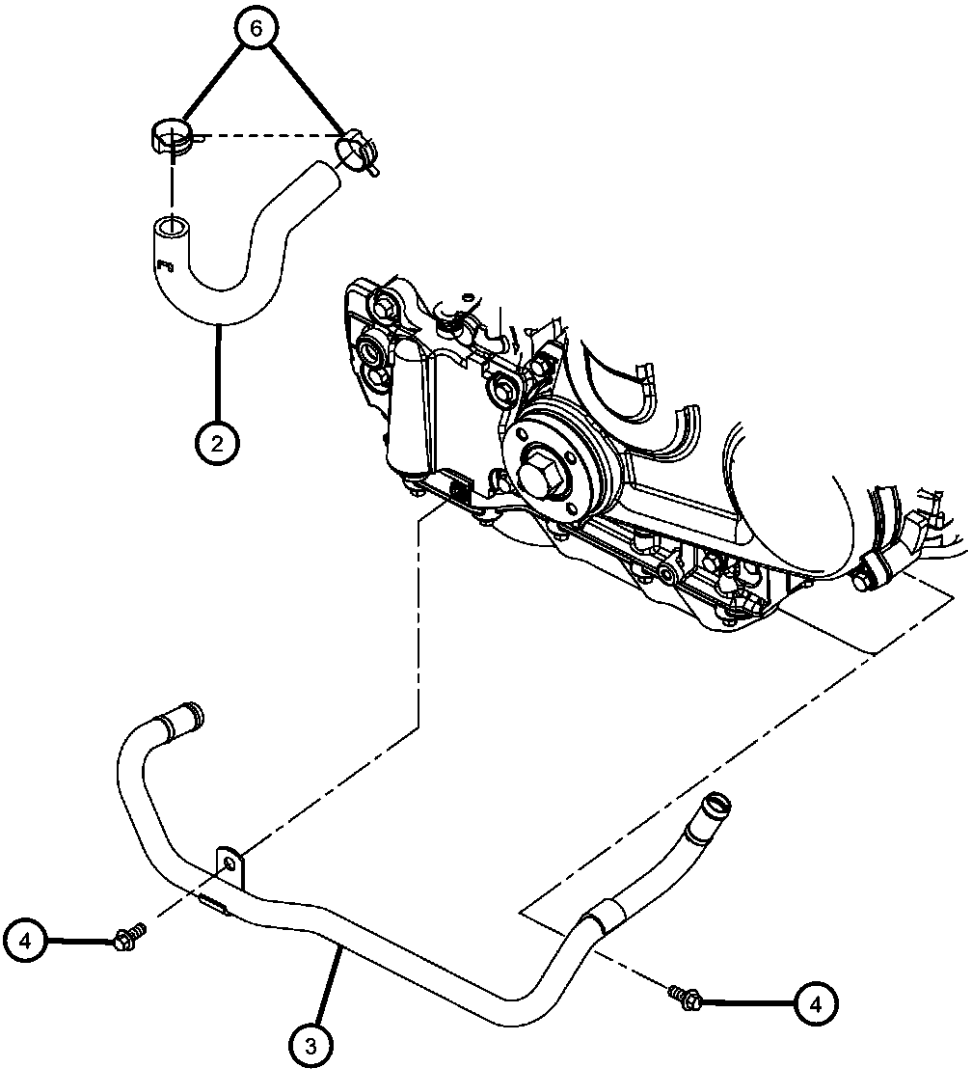
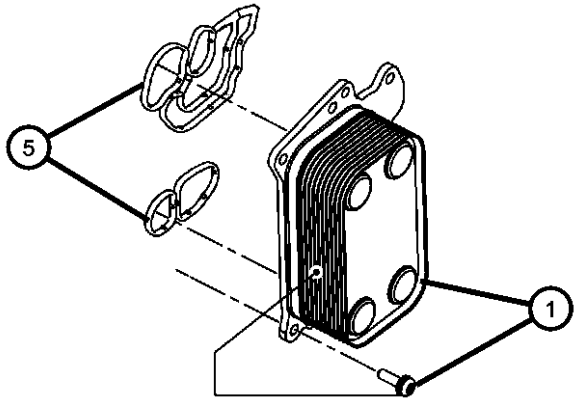
1									COOLER, Engine Oil
	68032203AA	1	J, U			ENS	DG0		
		1	J, T, U			ENS	DG0		
		1	J, U			ENS	DBB		
		1	J, T, U			ENS	DBB		
2									TUBE, Return
	68027517AA	1	J, U			ENS	DG0		
		1	J, T, U			ENS	DG0		
		1	J, U			ENS	DBB		
		1	J, T, U			ENS	DBB		
3									TUBE, Oil Cooler
	68027495AA	1	J, U			ENS	DG0		
		1	J, T, U			ENS	DG0		
		1	J, U			ENS	DBB		
		1	J, T, U			ENS	DBB		
4									BOLT
	68027633AA	3	J, U			ENS	DG0		Oil Cooler Tube, Mounting
		3	J, T, U			ENS	DG0		Oil Cooler Tube, Mounting
		3	J, U			ENS	DBB		Oil Cooler Tube, Mounting
		3	J, T, U			ENS	DBB		Oil Cooler Tube, Mounting
5									GASKET KIT, Engine Oil Filter Housing

WRANGLER (JK)		BODY		ENGINE		TRANSMISSION	
SERIES	LINE						
P = PREMIUM	T = JEEP - 2WD	72 = SPORT UTILITY 2-DR		EGT = 3.8L V6 SMPI Engine		DEH = 6-Speed Manual NSG370	
S = SPORT	J = JEEP - 4WD	TYPE #2		ENS = 2.8L 4 Cyl TD Next		Transmission	
M = MEDIUM	U = JEEP - 4WD (RHD)	74 = SPORT UTILITY 4-DR		Generation Engine		DGV = 4-Spd. Automatic VLP 42RLE	
L = LOWLINE		TYPE #4				Trans	
						DGQ = 5-Spd Automatic 545RFE	
						Transmission	

AR = use ase required - = Non illustrated part

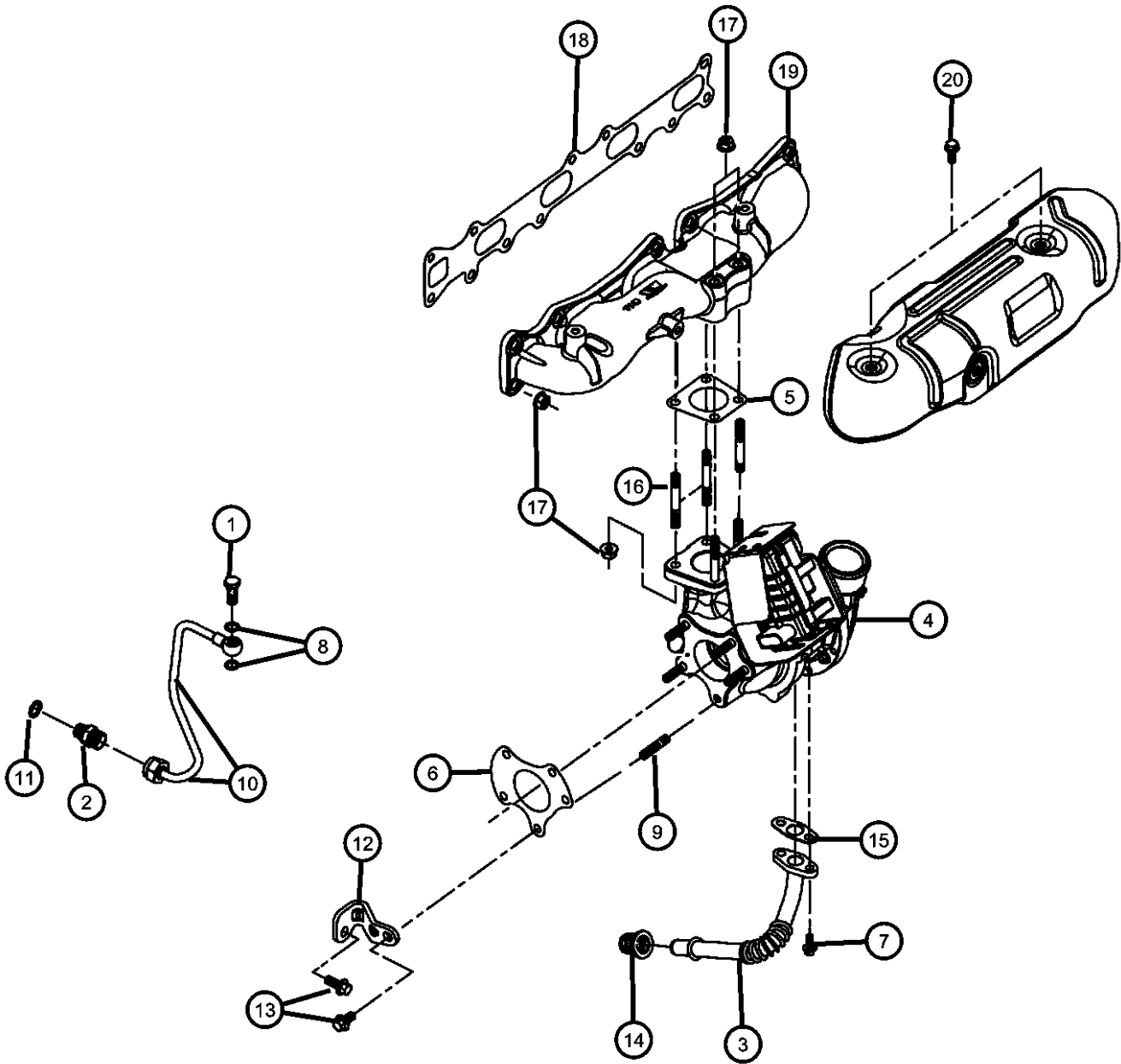
Engine Oil Cooler 2.8L Diesel [ENS]  
Figure 009ENS-805

ITEM	PART NUMBER	QTY	LINE	SERIES	BODY	ENGINE	TRANS	TRIM	DESCRIPTION
6	68032202AA	1	J, U			ENS	DG0		CLAMP, Heater Hose
		1	J, T, U			ENS	DG0		
		1	J, U			ENS	DBB		
		1	J, T, U			ENS	DBB		
	04883924AA	2	J, U			ENS	DG0		
		2	J, T, U			ENS	DG0		
		2	J, U			ENS	DBB		
		2	J, T, U			ENS	DBB		



WRANGLER (JK)		BODY		ENGINE		TRANSMISSION	
SERIES	LINE						
P = PREMIUM	T = JEEP - 2WD	72 = SPORT UTILITY 2-DR		EGT = 3.8L V6 SMPI Engine		DEH = 6-Speed Manual NSG370	
S = SPORT	J = JEEP - 4WD	TYPE #2		ENS = 2.8L 4 Cyl TD Next		Transmission	
M = MEDIUM	U = JEEP - 4WD (RHD)	74 = SPORT UTILITY 4-DR		Generation Engine		DGV = 4-Spd. Automatic VLP 42RLE	
L = LOWLINE		TYPE #4				Trans	
						DGQ = 5-Spd Automatic 545RFE	
						Transmission	

Turbocharger And Oil Tubes/Hoses 2.8L Diesel [ENS]  
Figure 009ENS-925



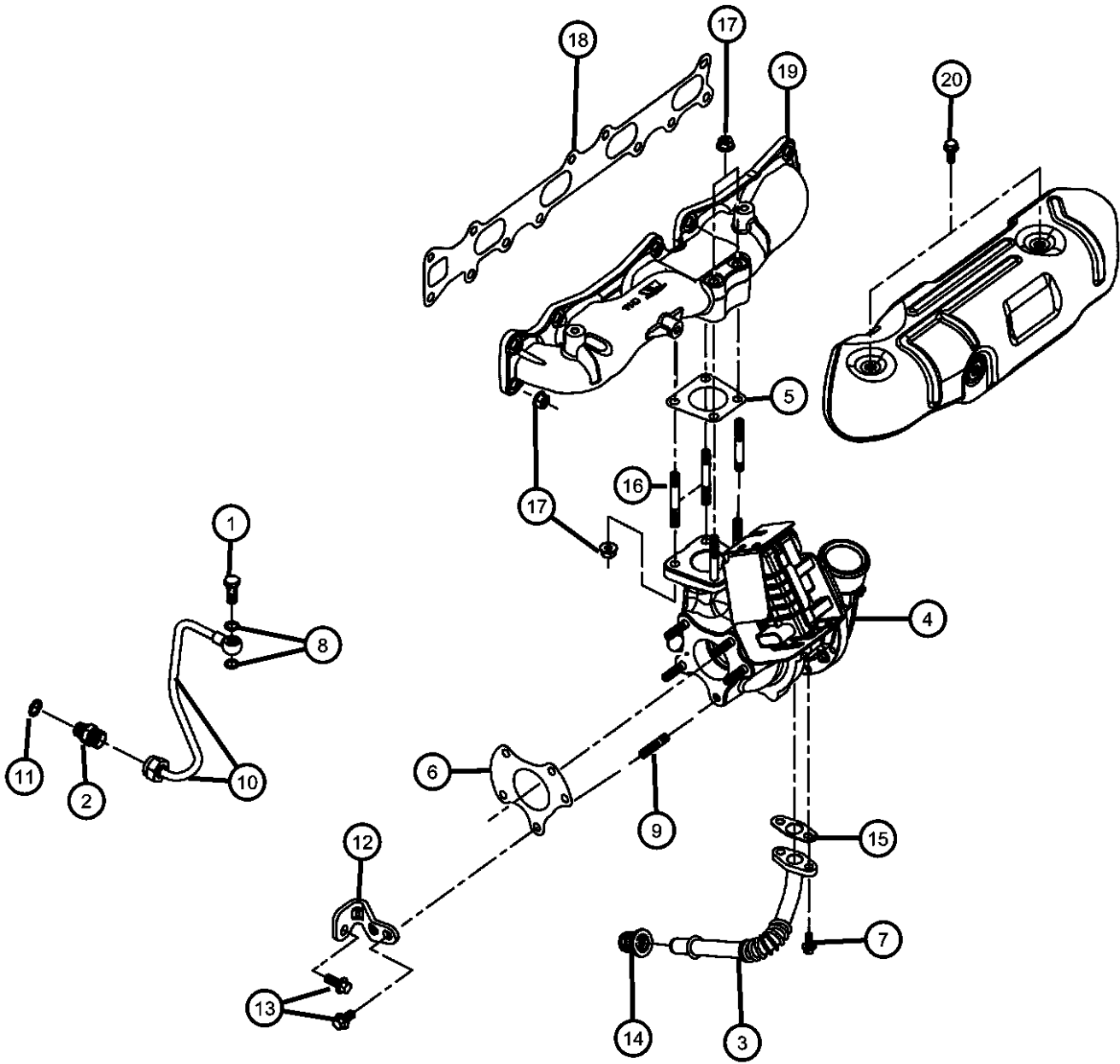
ITEM	PART NUMBER	QTY	LINE	SERIES	BODY	ENGINE	TRANS	TRIM	DESCRIPTION
------	-------------	-----	------	--------	------	--------	-------	------	-------------

NOTE:  
Sales Codes:  
[DBB] = All Manual Transmissions  
[DEH] = 6-Speed Manual NSG370 Transmission  
[DGQ] = 5-Speed Automatic 545RFE Transmission  
[DGV] = 4-Speed Automatic VLP 42RLE Transmission  
[DG0] = All Automatic Transmissions  
[DHE] = Manual Shift On The Fly NVG 241 Generation II Transfer Case  
[DHW] = 4:1 Rock-Trac H.D. Part Time 4WD NVG 241 Transfer Case  
[EGT] = 3.8L V-6 SMPI Engine  
[EG0] = All V-6 Engines  
[ENS] = 2.8L 4 Cylinder Turbo Diesel Next Generation  
[EN0] = All Turbo Diesel Engines  
[NAA] = Federal Emissions  
[NAE] = California Emissions  
[NAS] = 50 State Emissions  
[NA1] = Export Emissions  
[XEF] = Transfer Case Skid Plate Shield

1									BOLT, Banjo
	05142792AA	1	J, U			ENS	DG0		Oil Feed Tube
		1	J, T, U			ENS	DG0		Oil Feed Tube
		1	J, U			ENS	DBB		Oil Feed Tube
		1	J, T, U			ENS	DBB		Oil Feed Tube
2									FITTING, Male
	05066814AA	1	J, U			ENS	DG0		
		1	J, T, U			ENS	DG0		
		1	J, U			ENS	DBB		
		1	J, T, U			ENS	DBB		
3									TUBE, Turbo Oil Drain
	68027496AA	1	J, U			ENS	DG0		
		1	J, T, U			ENS	DG0		
		1	J, U			ENS	DBB		
		1	J, T, U			ENS	DBB		
4									TURBOCHARGER
	68033479AB	1	J, U			ENS	DG0		
		1	J, T, U			ENS	DG0		
		1	J, U			ENS	DBB		
		1	J, T, U			ENS	DBB		
5									GASKET, Turbocharger

WRANGLER (JK)		BODY		ENGINE		TRANSMISSION	
SERIES	LINE						
P = PREMIUM	T = JEEP - 2WD	72 = SPORT UTILITY 2-DR		EGT = 3.8L V6 SMPI Engine		DEH = 6-Speed Manual NSG370	
S = SPORT	J = JEEP - 4WD	TYPE #2		ENS = 2.8L 4 Cyl TD Next		Transmission	
M = MEDIUM	U = JEEP - 4WD (RHD)	74 = SPORT UTILITY 4-DR		Generation Engine		DGV = 4-Spd. Automatic VLP 42RLE	
L = LOWLINE		TYPE #4				Trans	
						DGQ = 5-Spd Automatic 545RFE	
						Transmission	

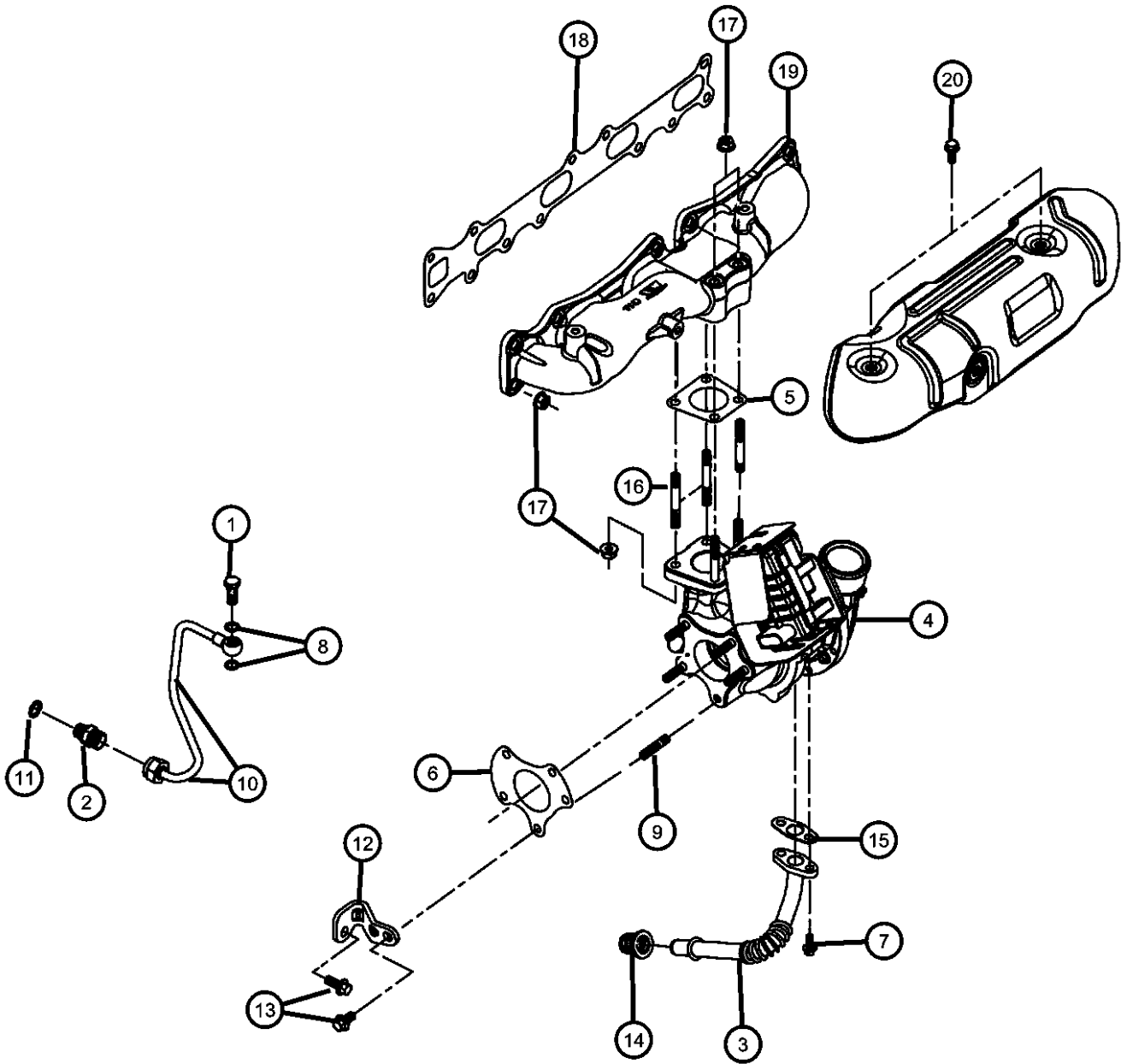
Turbocharger And Oil Tubes/Hoses 2.8L Diesel [ENS]  
Figure 009ENS-925



ITEM	PART NUMBER	QTY	LINE	SERIES	BODY	ENGINE	TRANS	TRIM	DESCRIPTION
6	68027584AA	1	J, U			ENS	DG0		GASKET, Turbo Exhaust Outlet
		1	J, T, U			ENS	DG0		
		1	J, U			ENS	DBB		
		1	J, T, U			ENS	DBB		
7	68027588AA	1	J, U			ENS	DG0		BOLT
		1	J, T, U			ENS	DG0		
		1	J, U			ENS	DBB		
		1	J, T, U			ENS	DBB		
8	68027630AA	2	J, U			ENS	DG0		WASHER
		2	J, T, U			ENS	DG0		
		2	J, U			ENS	DBB		
		2	J, T, U			ENS	DBB		
9	04720713	2	J, U			ENS	DG0		STUD
		2	J, T, U			ENS	DG0		
		2	J, U			ENS	DBB		
		2	J, T, U			ENS	DBB		
10	68031591AA	4	J, T, U			ENS	DG0		TUBE, Oil Feed
		4	J, T, U			ENS	DBB		
	68027508AA	1	J, U			ENS	DG0		
		1	J, T, U			ENS	DG0		
11	68027508AA	1	J, U			ENS	DBB		WASHER, Oil Pressure Transduser
		1	J, T, U			ENS	DBB		
	04720704	1	J, U			ENS	DBB		
		1	J, T, U			ENS	DBB		
12	04720704	1	J, U			ENS	DG0		BRACKET
		1	J, T, U			ENS	DG0		
		1	J, U			ENS	DG0		
		1	J, T, U			ENS	DG0		

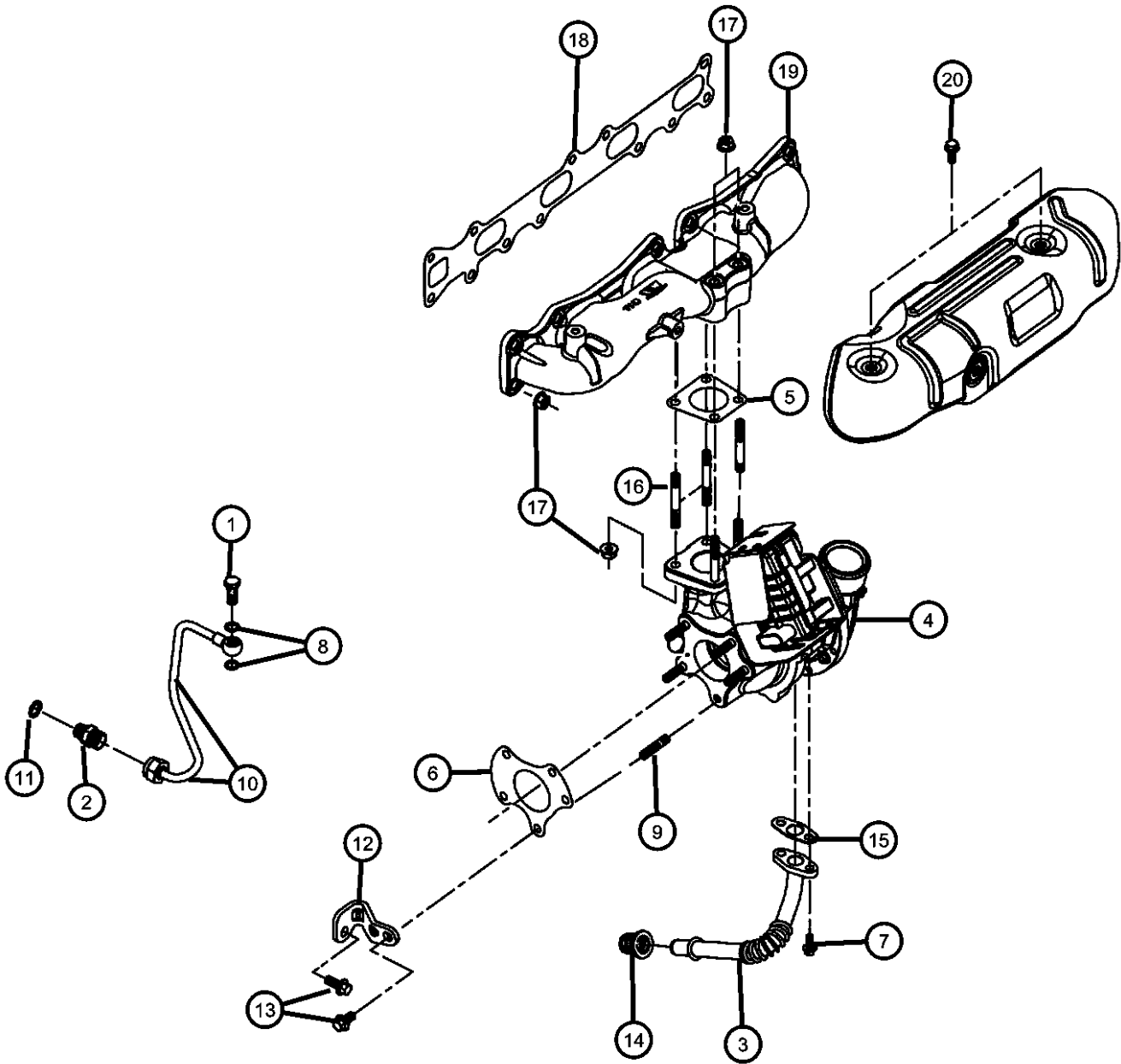
WRANGLER (JK)		BODY		ENGINE		TRANSMISSION	
SERIES	LINE						
P = PREMIUM	T = JEEP - 2WD	72 = SPORT UTILITY 2-DR		EGT = 3.8L V6 SMPI Engine		DEH = 6-Speed Manual NSG370	
S = SPORT	J = JEEP - 4WD	TYPE #2		ENS = 2.8L 4 Cyl TD Next		Transmission	
M = MEDIUM	U = JEEP - 4WD (RHD)	74 = SPORT UTILITY 4-DR		Generation Engine		DGV = 4-Spd. Automatic VLP 42RLE	
L = LOWLINE		TYPE #4				Trans	
						DGQ = 5-Spd Automatic 545RFE	
						Transmission	

Turbocharger And Oil Tubes/Hoses 2.8L Diesel [ENS]  
Figure 009ENS-925



ITEM	PART NUMBER	QTY	LINE	SERIES	BODY	ENGINE	TRANS	TRIM	DESCRIPTION
13	68027551AA	1	J, U			ENS	DG0		
		1	J, T, U			ENS	DG0		
		1	J, U			ENS	DBB		
		1	J, T, U			ENS	DBB		
14	68027628AA	2	J, U			ENS	DBB		BOLT
		2	J, T, U			ENS	DBB		Bracket, Mounting
		2	J, U			ENS	DG0		Bracket, Mounting
		2	J, T, U			ENS	DG0		Bracket, Mounting
15	05142794AA	1	J, U			ENS	DG0		FITTING
		1	J, T, U			ENS	DG0		
		1	J, U			ENS	DBB		
		1	J, T, U			ENS	DBB		
16	68031571AA	1	J, U			ENS	DG0		GASKET
		1	J, T, U			ENS	DG0		
		1	J, U			ENS	DBB		
		1	J, T, U			ENS	DBB		
17	68027618AA	2	J, U			ENS	DG0		STUD, Double Ended
		2	J, T, U			ENS	DG0		Exhaust Manifold To Turbo, Mounting
		1	J, U			ENS	DG0		Exhaust Manifold To Turbo, Mounting
		1	J, T, U			ENS	DG0		
18	68033482AA	1	J, U			ENS	DG0		
		1	J, T, U			ENS	DG0		
		1	J, U			ENS	DBB		
		1	J, T, U			ENS	DBB		
19	05142578AA	19	J, U			ENS	DBB		NUT, Flange
		19	J, T, U			ENS	DBB		
		19	J, U			ENS	DG0		
		19	J, T, U			ENS	DG0		
20	05142578AA	19	J, U			ENS	DBB		
		19	J, T, U			ENS	DBB		
		19	J, U			ENS	DG0		
		19	J, T, U			ENS	DG0		
21	05142578AA	19	J, U			ENS	DBB		
		19	J, T, U			ENS	DBB		
		19	J, U			ENS	DG0		
		19	J, T, U			ENS	DG0		
22	05142578AA	19	J, U			ENS	DBB		
		19	J, T, U			ENS	DBB		
		19	J, U			ENS	DG0		
		19	J, T, U			ENS	DG0		
23	05142578AA	19	J, U			ENS	DBB		
		19	J, T, U			ENS	DBB		
		19	J, U			ENS	DG0		
		19	J, T, U			ENS	DG0		
24	05142578AA	19	J, U			ENS	DBB		
		19	J, T, U			ENS	DBB		
		19	J, U			ENS	DG0		
		19	J, T, U			ENS	DG0		
25	05142578AA	19	J, U			ENS	DBB		
		19	J, T, U			ENS	DBB		
		19	J, U			ENS	DG0		
		19	J, T, U			ENS	DG0		
26	05142578AA	19	J, U			ENS	DBB		
		19	J, T, U			ENS	DBB		
		19	J, U			ENS	DG0		
		19	J, T, U			ENS	DG0		
27	05142578AA	19	J, U			ENS	DBB		
		19	J, T, U			ENS	DBB		
		19	J, U			ENS	DG0		
		19	J, T, U			ENS	DG0		
28	05142578AA	19	J, U			ENS	DBB		
		19	J, T, U			ENS	DBB		
		19	J, U			ENS	DG0		
		19	J, T, U			ENS	DG0		
29	05142578AA	19	J, U			ENS	DBB		
		19	J, T, U			ENS	DBB		
		19	J, U			ENS	DG0		
		19	J, T, U			ENS	DG0		
30	05142578AA	19	J, U			ENS	DBB		
		19	J, T, U			ENS	DBB		
		19	J, U			ENS	DG0		
		19	J, T, U			ENS	DG0		
31	05142578AA	19	J, U			ENS	DBB		
		19	J, T, U			ENS	DBB		
		19	J, U			ENS	DG0		
		19	J, T, U			ENS	DG0		
32	05142578AA	19	J, U			ENS	DBB		
		19	J, T, U			ENS	DBB		
		19	J, U			ENS	DG0		
		19	J, T, U			ENS	DG0		
33	05142578AA	19	J, U			ENS	DBB		
		19	J, T, U			ENS	DBB		
		19	J, U			ENS	DG0		
		19	J, T, U			ENS	DG0		
34	05142578AA	19	J, U			ENS	DBB		
		19	J, T, U			ENS	DBB		
		19	J, U			ENS	DG0		
		19	J, T, U			ENS	DG0		
35	05142578AA	19	J, U			ENS	DBB		
		19	J, T, U			ENS	DBB		
		19	J, U			ENS	DG0		
		19	J, T, U			ENS	DG0		
36	05142578AA	19	J, U			ENS	DBB		
		19	J, T, U			ENS	DBB		
		19	J, U			ENS	DG0		
		19	J, T, U			ENS	DG0		
37	05142578AA	19	J, U			ENS	DBB		
		19	J, T, U			ENS	DBB		
		19	J, U			ENS	DG0		
		19	J, T, U			ENS	DG0		
38	05142578AA	19	J, U			ENS	DBB		
		19	J, T, U			ENS	DBB		
		19	J, U			ENS	DG0		
		19	J, T, U			ENS	DG0		
39	05142578AA	19	J, U			ENS	DBB		
		19	J, T, U			ENS	DBB		
		19	J, U			ENS	DG0		
		19	J, T, U			ENS	DG0		
40	05142578AA	19	J, U			ENS	DBB		
		19	J, T, U			ENS	DBB		
		19	J, U			ENS	DG0		
		19	J, T, U			ENS	DG0		
41	05142578AA	19	J, U			ENS	DBB		
		19	J, T, U			ENS	DBB		
		19	J, U			ENS	DG0		
		19	J, T, U			ENS	DG0		
42	05142578AA	19	J, U			ENS	DBB		
		19	J, T, U			ENS	DBB		
		19	J, U			ENS	DG0		
		19	J, T, U			ENS	DG0		
43	05142578AA	19	J, U			ENS	DBB		
		19	J, T, U			ENS	DBB		
		19	J, U			ENS	DG0		
		19	J, T, U			ENS	DG0		
44	05142578AA	19	J, U			ENS	DBB		
		19	J, T, U			ENS	DBB		
		19	J, U			ENS	DG0		
		19	J, T, U			ENS	DG0		
45	05142578AA	19	J, U			ENS	DBB		
		19	J, T, U			ENS	DBB		
		19	J, U			ENS	DG0		
		19	J, T, U			ENS	DG0		
46	05142578AA	19	J, U			ENS	DBB		
		19	J, T, U			ENS	DBB		
		19	J, U			ENS	DG0		
		19	J, T, U			ENS	DG0		
47	05142578AA	19	J, U			ENS	DBB		
		19	J, T, U			ENS	DBB		
		19	J, U			ENS	DG0		
		19	J, T, U			ENS	DG0		
48	05142578AA	19	J, U			ENS	DBB		
		19	J, T, U			ENS	DBB		
		19	J, U			ENS	DG0		
		19	J, T, U			ENS	DG0		
49	05142578AA	19	J, U			ENS	DBB		
		19	J, T, U			ENS	DBB		
		19	J, U			ENS	DG0		
		19	J, T, U			ENS	DG0		
50	05142578AA	19	J, U			ENS	DBB		
		19	J, T, U			ENS	DBB		
		19	J, U			ENS	DG0		
		19	J, T, U			ENS	DG0		
51	05142578AA	19	J, U			ENS	DBB		
		19	J, T, U			ENS	DBB		
		19	J, U			ENS	DG0		
		19	J, T, U			ENS	DG0		
52	05142578AA	19	J, U			ENS	DBB		
		19	J, T, U			ENS	DBB		
		19	J, U			ENS	DG0		
		19	J, T, U			ENS	DG0		
53	05142578AA	19	J, U			ENS	DBB		
		19	J, T, U			ENS	DBB		
		19	J, U			ENS	DG0		
		19	J, T, U			ENS	DG0		
54	05142578AA	19	J, U			ENS	DBB		
		19	J, T, U			ENS	DBB		
		19	J, U			ENS	DG0		
		19	J, T, U			ENS	DG0		
55	05142578AA	19	J, U			ENS	DBB		
		19	J, T, U			ENS	DBB		
		19	J, U			ENS	DG0		
		19	J, T, U			ENS	DG0		
56	05142578AA	19	J, U			ENS	DBB		
		19	J, T, U			ENS	DBB		
		19	J, U			ENS	DG0		
		19	J, T, U			ENS	DG0		
57	05142578AA	19	J, U			ENS	DBB		
		19	J, T, U			ENS	DBB		
		19	J, U			ENS	DG0		
		19	J, T, U			ENS	DG0		
58	05142578AA	19	J, U			ENS	DBB		
		19	J, T, U			ENS	DBB		
		19	J, U			ENS	DG0		
		19	J, T, U			ENS	DG0		
59	05142578AA	19	J, U			ENS	DBB		
		19	J, T, U			ENS	DBB		
		19	J, U			ENS	DG0		
		19	J, T, U			ENS	DG0		
60	05142578AA	19	J, U			ENS	DBB		
		19	J, T, U			ENS	DBB		
		19	J, U			ENS	DG0		
		19	J, T, U			ENS	DG0		
61	05142578AA	19	J, U			ENS	DBB		
		19	J, T, U			ENS	DBB		
		19	J, U			ENS	DG0		
		19	J, T, U			ENS	DG0		
62	05142578AA	19	J, U			ENS	DBB		
		19	J, T, U			ENS	DBB		
		19	J, U			ENS	DG0		
		19	J, T, U			ENS	DG0		
63	05142578AA	19	J, U			ENS	DBB		
		19	J, T, U			ENS	DBB		
		19	J, U			ENS	DG0		
		19	J, T, U			ENS	DG0		
64	05142578AA	19	J, U			ENS	DBB		
		19	J, T, U			ENS	DBB		
		19	J, U			ENS	DG0		
		19	J, T, U			ENS	DG0		
65	05142578AA	19	J, U			ENS	DBB		
		19	J, T, U			ENS	DBB		
		19	J, U			ENS	DG0		
		19	J, T, U			ENS	DG0		
66	05142578AA	19	J, U			ENS	DBB		
		19	J, T, U			ENS	DBB		
		19	J, U			ENS	DG0		
		19	J, T, U			ENS	DG0		
67	05142578AA	19	J, U			ENS	DBB		
		19	J, T, U			ENS	DBB		
		19	J, U			ENS	DG0		
		19	J, T, U			ENS	DG0		
68	05142578AA	19	J, U			ENS	DBB		
		19	J, T, U			ENS	DBB		
		19	J, U			ENS	DG0		
		19	J, T, U			ENS	DG0		
69									

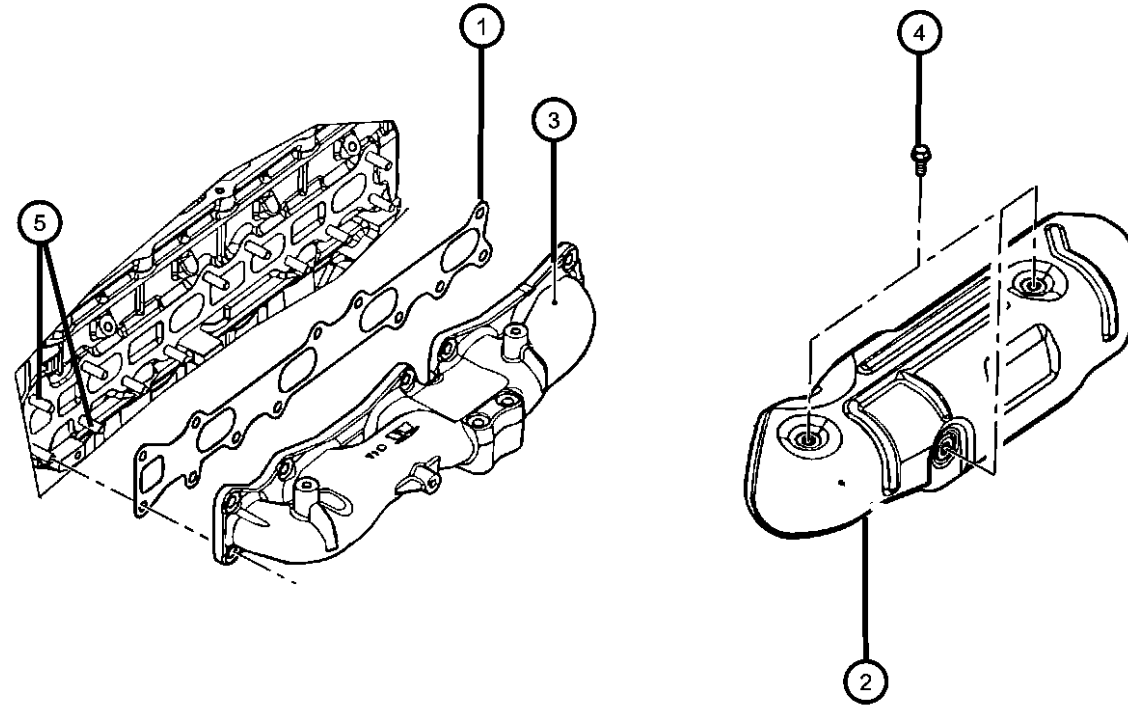
Turbocharger And Oil Tubes/Hoses 2.8L Diesel [ENS]  
Figure 009ENS-925



ITEM	PART NUMBER	QTY	LINE	SERIES	BODY	ENGINE	TRANS	TRIM	DESCRIPTION
	68027585AA	1	J, U			ENS	DG0		MANIFOLD, Exhaust
		1	J, T, U			ENS	DG0		
		1	J, U			ENS	DBB		
		1	J, T, U			ENS	DBB		
19	68027492AB	1	J, T, U			ENS	DG0		
		1	J, U			ENS	DBB		
		1	J, T, U			ENS	DBB		
20	05072688AA								SCREW
		2	J, U			ENS	DG0		Heat Sheild To Exhaust Manifold, Mounting
		2	J, T, U			ENS	DG0		Heat Sheild To Exhaust Manifold, Mounting
		2	J, U			ENS	DBB		Heat Sheild To Exhaust Manifold, Mounting
		2	J, T, U			ENS	DBB		Heat Sheild To Exhaust Manifold, Mounting

WRANGLER (JK)					
SERIES	LINE	BODY	ENGINE	TRANSMISSION	
P = PREMIUM	T = JEEP - 2WD	72 = SPORT UTILITY 2-DR	EGT = 3.8L V6 SMPI Engine	DEH = 6-Speed Manual NSG370	
S = SPORT	J = JEEP - 4WD	TYPE #2	ENS = 2.8L 4 Cyl TD Next	Transmission	
M = MEDIUM	U = JEEP - 4WD (RHD)	74 = SPORT UTILITY 4-DR	Generation Engine	DGV = 4-Spd. Automatic VLP 42RLE	
L = LOWLINE		TYPE #4		Trans	
				DGQ = 5-Spd Automatic 545RFE	
				Transmission	

Exhaust Manifold And Shield 2.8L Diesel [ENS]  
Figure 009ENS-1005



NOTE:

Sales Codes:

[DBB] = All Manual Transmissions

[DEH] = 6-Speed Manual NSG370 Transmission

[DGQ] = 5-Speed Automatic 545RFE Transmission

[DGV] = 4-Speed Automatic VLP 42RLE Transmission

[DG0] = All Automatic Transmissions

[DHE] = Manual Shift On The Fly NVG 241 Generation II Transfer Case

[DHW] = 4:1 Rock-Trac H.D. Part Time 4WD NVG 241 Transfer Case

[EGT] = 3.8L V-6 SMPI Engine

[EG0] = All V-6 Engines

[ENS] = 2.8L 4 Cylinder Turbo Diesel Next Generation

[EN0] = All Turbo Diesel Engines

[NAA] = Federal Emissions

[NAE] = California Emissions

[NAS] = 50 State Emissions

[NA1] = Export Emissions

[XEF] = Transfer Case Skid Plate Shield

ITEM	PART NUMBER	QTY	LINE	SERIES	BODY	ENGINE	TRANS	TRIM	DESCRIPTION
1	68027585AA	1	J, U			ENS	DG0		GASKET, Exhaust Manifold
		1	J, T, U			ENS	DG0		
		1	J, U			ENS	DBB		
		1	J, T, U			ENS	DBB		
2	68027597AA	1	J, U			ENS	DG0		SHIELD, Exhaust Manifold
		1	J, T, U			ENS	DG0		
		1	J, U			ENS	DBB		
		1	J, T, U			ENS	DBB		
3	68027492AB	1	J, U			ENS	DG0		MANIFOLD, Exhaust
		1	J, T, U			ENS	DG0		
		1	J, U			ENS	DBB		
		1	J, T, U			ENS	DBB		
4	05072688AA	2	J, U			ENS	DG0		SCREW
		2	J, T, U			ENS	DG0		Heat Shield To Exhaust Manifold, Mounting
		2	J, U			ENS	DBB		Heat Shield To Exhaust Manifold, Mounting

WRANGLER (JK)

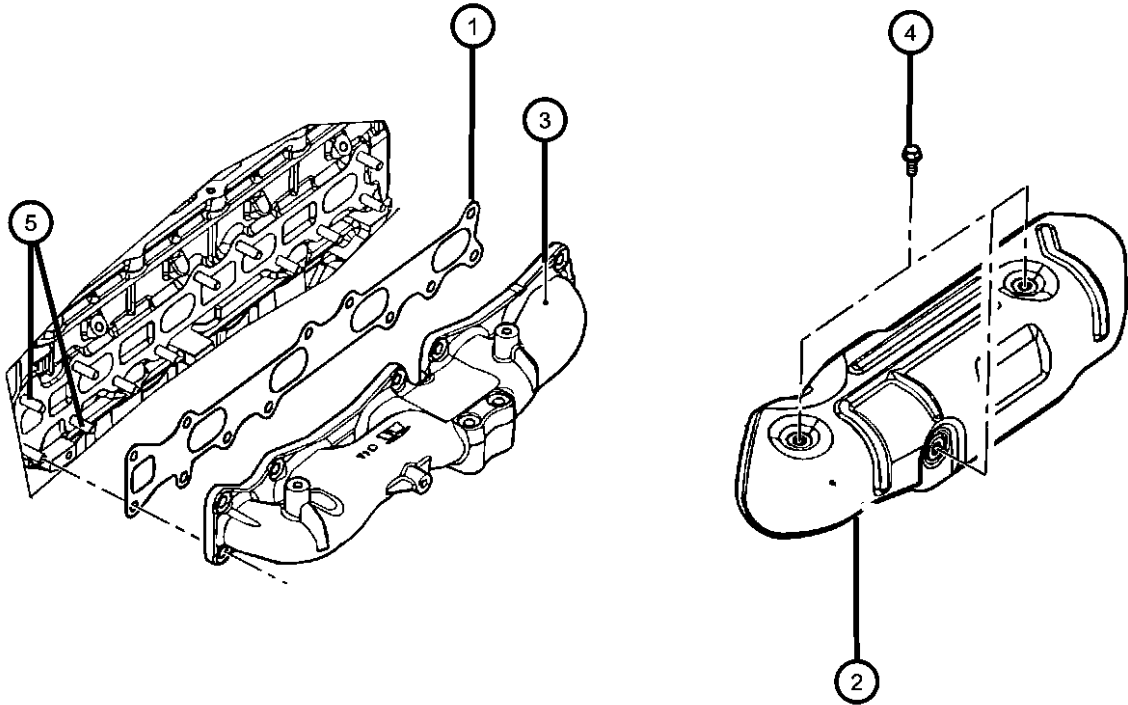
SERIES	LINE	BODY	ENGINE	TRANSMISSION
P = PREMIUM	T = JEEP - 2WD	72 = SPORT UTILITY 2-DR	EGT = 3.8L V6 SMPI Engine	DEH = 6-Speed Manual NSG370
S = SPORT	J = JEEP - 4WD	TYPE #2	ENS = 2.8L 4 Cyl TD Next	Transmission
M = MEDIUM	U = JEEP - 4WD (RHD)	74 = SPORT UTILITY 4-DR	Generation Engine	DGV = 4-Spd. Automatic VLP 42RLE
L = LOWLINE		TYPE #4		Trans
				DGQ = 5-Spd Automatic 545RFE
				Transmission

AR = use ase required - = Non illustrated part

2008 JK

Exhaust Manifold And Shield 2.8L Diesel [ENS]  
Figure 009ENS-1005

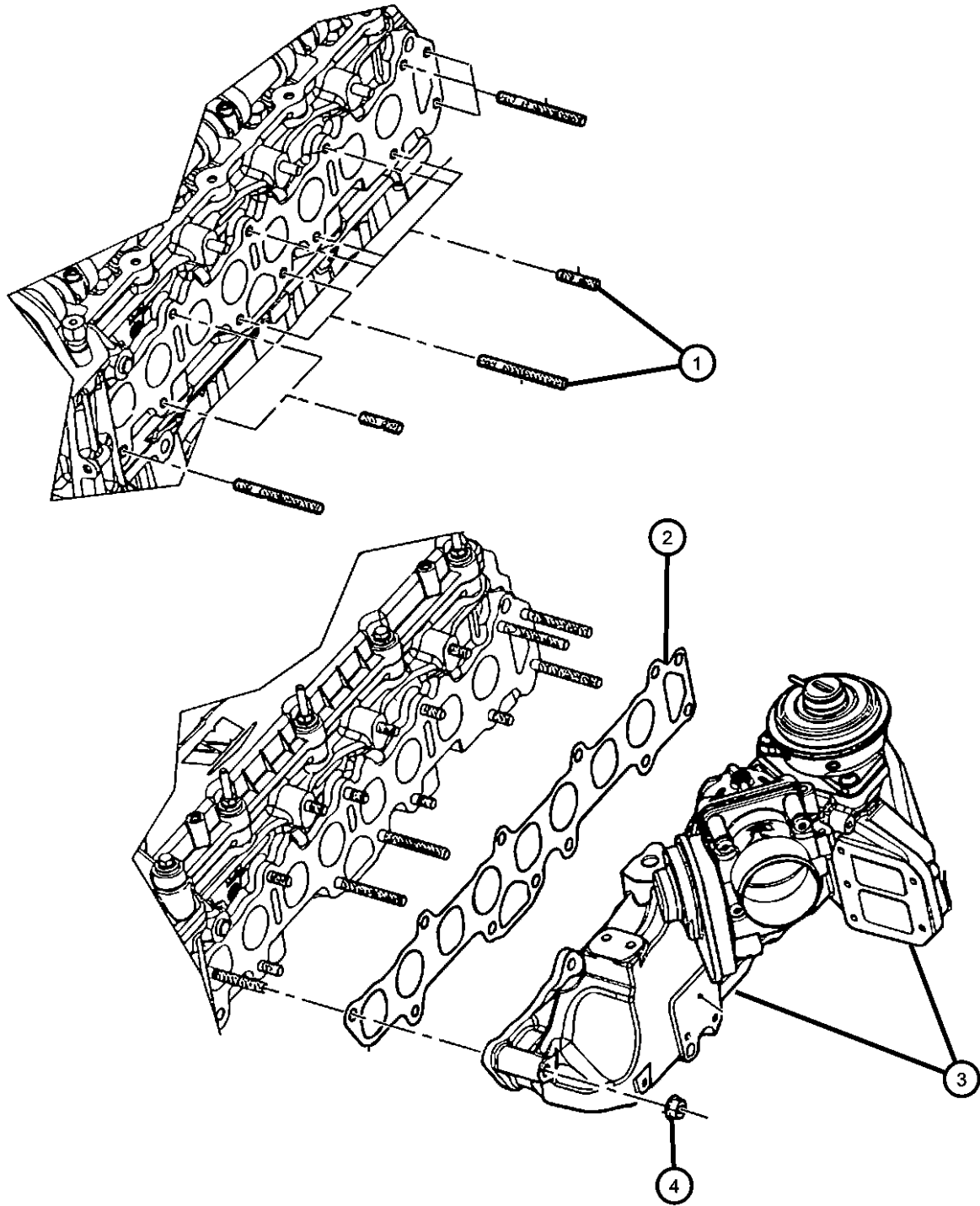
ITEM	PART NUMBER	QTY	LINE	SERIES	BODY	ENGINE	TRANS	TRIM	DESCRIPTION
5	68027617AA	2	J, T, U			ENS	DBB		Heat Sheild To Exhaust Manifold, Mounting STUD, Double Ended
		6	J, U			ENS	DG0		
		6	J, T, U			ENS	DG0		
		6	J, U			ENS	DBB		
		6	J, T, U			ENS	DBB		



WRANGLER (JK)					
SERIES	LINE	BODY	ENGINE	TRANSMISSION	
P = PREMIUM	T = JEEP - 2WD	72 = SPORT UTILITY 2-DR	EGT = 3.8L V6 SMPI Engine	DEH = 6-Speed Manual NSG370	
S = SPORT	J = JEEP - 4WD	TYPE #2	ENS = 2.8L 4 Cyl TD Next	Transmission	
M = MEDIUM	U = JEEP - 4WD (RHD)	74 = SPORT UTILITY 4-DR	Generation Engine	DGV = 4-Spd. Automatic VLP 42RLE	
L = LOWLINE		TYPE #4		Trans	
				DGQ = 5-Spd Automatic 545RFE	
				Transmission	



Intake Manifold 2.8L Diesel [ENS]  
Figure 009ENS-1025



ITEM	PART NUMBER	QTY	LINE	SERIES	BODY	ENGINE	TRANS	TRIM	DESCRIPTION
------	-------------	-----	------	--------	------	--------	-------	------	-------------

NOTE:  
Sales Codes:  
[DBB] = All Manual Transmissions  
[DEH] = 6-Speed Manual NSG370 Transmission  
[DGQ] = 5-Speed Automatic 545RFE Transmission  
[DGV] = 4-Speed Automatic VLP 42RLE Transmission  
[DG0] = All Automatic Transmissions  
[DHE] = Manual Shift On The Fly NVG 241 Generation II Transfer Case  
[DHW] = 4:1 Rock-Trac H.D. Part Time 4WD NVG 241 Transfer Case  
[EGT] = 3.8L V-6 SMPI Engine  
[EG0] = All V-6 Engines  
[ENS] = 2.8L 4 Cylinder Turbo Diesel Next Generation  
[EN0] = All Turbo Diesel Engines  
[NAA] = Federal Emissions  
[NAE] = California Emissions  
[NAS] = 50 State Emissions  
[NA1] = Export Emissions  
[XEF] = Transfer Case Skid Plate Shield

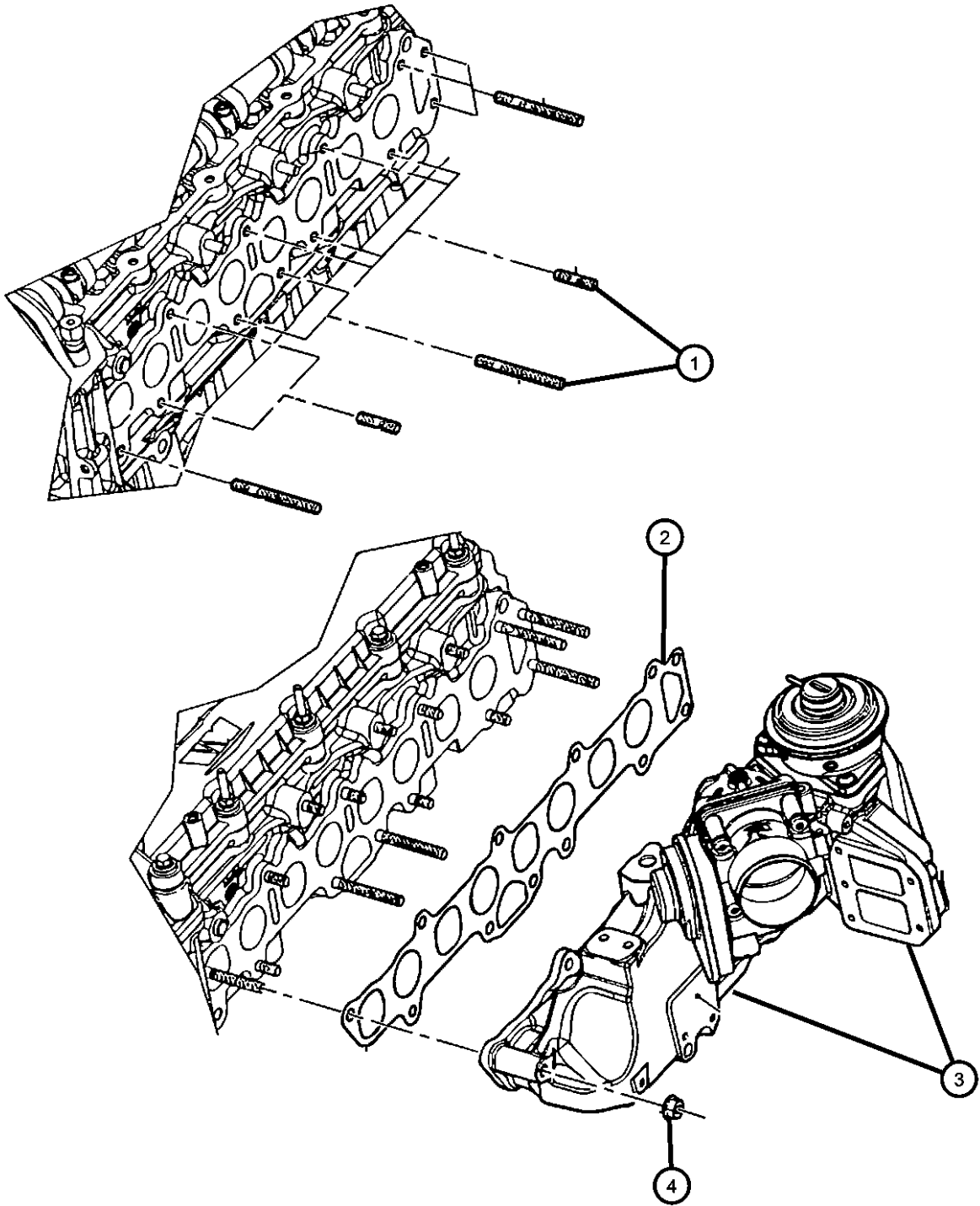
1									STUD, Double Ended
	04897831AA	6	J, U			ENS	DG0		Long
		6	J, T, U			ENS	DG0		Long
		6	J, U			ENS	DBB		Long
		6	J, T, U			ENS	DBB		Long
2									GASKET, Intake Manifold
	68027586AA	1	J, U			ENS	DG0		
		1	J, T, U			ENS	DG0		
		1	J, U			ENS	DBB		
		1	J, T, U			ENS	DBB		
3									MANIFOLD ASSEMBLY, Intake
	68029436AC	1	J, U			ENS	DG0		
		1	J, T, U			ENS	DG0		
		1	J, U			ENS	DBB		
		1	J, T, U			ENS	DBB		
4									NUT
	68032206AA	18	J, U			ENS	DG0		Manifold To Cylinder Head, Mounting
		18	J, T, U			ENS	DG0		Manifold To Cylinder Head, Mounting

WRANGLER (JK)		BODY		ENGINE		TRANSMISSION	
SERIES	LINE						
P = PREMIUM	T = JEEP - 2WD	72 = SPORT UTILITY 2-DR		EGT = 3.8L V6 SMPI Engine		DEH = 6-Speed Manual NSG370	
S = SPORT	J = JEEP - 4WD	TYPE #2		ENS = 2.8L 4 Cyl TD Next		Transmission	
M = MEDIUM	U = JEEP - 4WD (RHD)	74 = SPORT UTILITY 4-DR		Generation Engine		DGV = 4-Spd. Automatic VLP 42RLE	
L = LOWLINE		TYPE #4				Trans	
						DGQ = 5-Spd Automatic 545RFE	
						Transmission	

Intake Manifold 2.8L Diesel [ENS]  
Figure 009ENS-1025

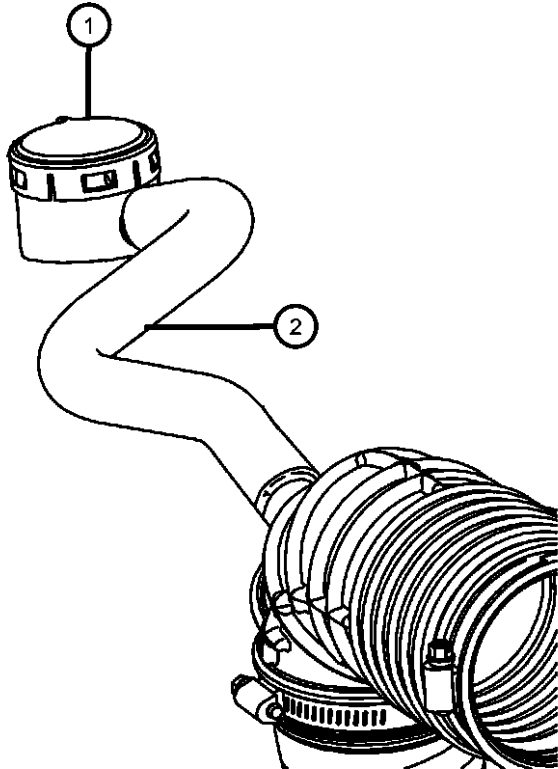
ITEM	PART NUMBER	QTY	LINE	SERIES	BODY	ENGINE	TRANS	TRIM	DESCRIPTION
------	-------------	-----	------	--------	------	--------	-------	------	-------------

18			J, U			ENS	DBB		Manifold To Cylinder Head, Mounting
18			J, T, U			ENS	DBB		Manifold To Cylinder Head, Mounting



WRANGLER (JK)					
SERIES	LINE	BODY	ENGINE	TRANSMISSION	
P = PREMIUM	T = JEEP - 2WD	72 = SPORT UTILITY 2-DR	EGT = 3.8L V6 SMPI Engine	DEH = 6-Speed Manual NSG370	
S = SPORT	J = JEEP - 4WD	TYPE #2	ENS = 2.8L 4 Cyl TD Next	Transmission	
M = MEDIUM	U = JEEP - 4WD (RHD)	74 = SPORT UTILITY 4-DR	Generation Engine	DGV = 4-Spd. Automatic VLP 42RLE	
L = LOWLINE		TYPE #4		Trans	
				DGQ = 5-Spd Automatic 545RFE	
				Transmission	

Crankcase Ventilation 2.8L Diesel [ENS]  
Figure 009ENS-1105



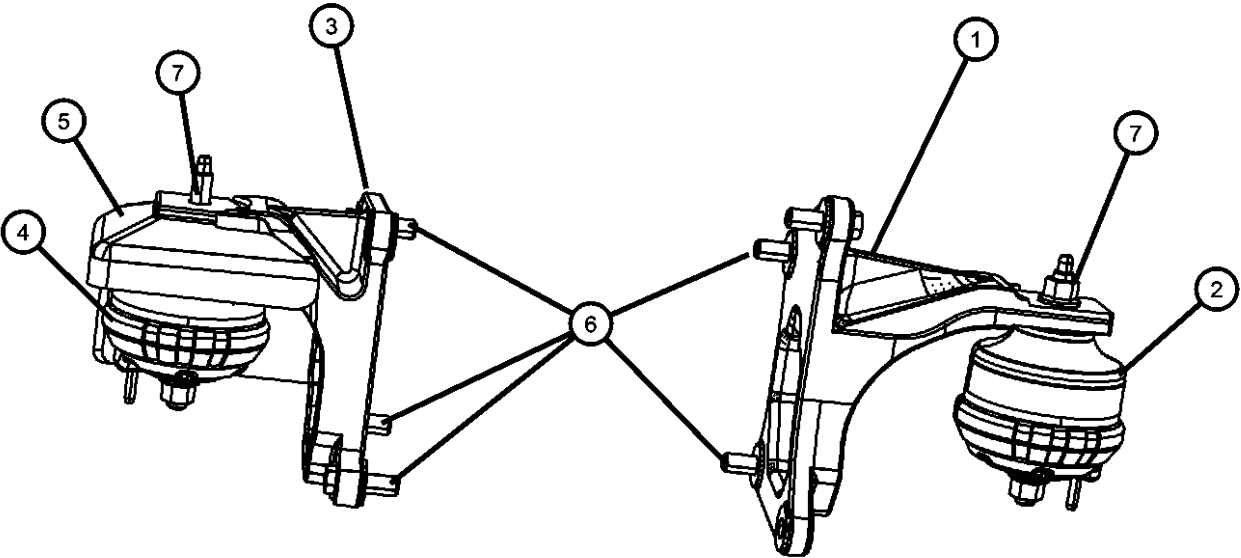
ITEM	PART NUMBER	QTY	LINE	SERIES	BODY	ENGINE	TRANS	TRIM	DESCRIPTION
------	----------------	-----	------	--------	------	--------	-------	------	-------------

NOTE:  
Sales Codes:  
[DBB] = All Manual Transmissions  
[DEH] = 6-Speed Manual NSG370 Transmission  
[DGQ] = 5-Speed Automatic 545RFE Transmission  
[DGV] = 4-Speed Automatic VLP 42RLE Transmission  
[DGO] = All Automatic Transmissions  
[DHE] = Manual Shift On The Fly NVG 241 Generation II Transfer Case  
[DHW] = 4:1 Rock-Trac H.D. Part Time 4WD NVG 241 Transfer Case  
[EGT] = 3.8L V-6 SMPI Engine  
[EG0] = All V-6 Engines  
[ENS] = 2.8L 4 Cylinder Turbo Diesel Next Generation  
[EN0] = All Turbo Diesel Engines  
[NAA] = Federal Emissions  
[NAE] = California Emissions  
[NAS] = 50 State Emissions  
[NA1] = Export Emissions  
[XEF] = Transfer Case Skid Plate Sheild

1		18							SEPARATOR, (NOT SERVICED),
2									HOSE, Separator To Air Cleaner
	53034025AA	1	J, U			ENS			
		1	J, T, U			ENS			

WRANGLER (JK)					
SERIES	LINE	BODY	ENGINE	TRANSMISSION	
P = PREMIUM	T = JEEP - 2WD	72 = SPORT UTILITY 2-DR	EGT = 3.8L V6 SMPI Engine	DEH = 6-Speed Manual NSG370	
S = SPORT	J = JEEP - 4WD	TYPE #2	ENS = 2.8L 4 Cyl TD Next	Transmission	
M = MEDIUM	U = JEEP - 4WD (RHD)	74 = SPORT UTILITY 4-DR	Generation Engine	DGV = 4-Spd. Automatic VLP 42RLE	
L = LOWLINE		TYPE #4		Trans	
				DGQ = 5-Spd Automatic 545RFE	
				Transmission	

Engine Mounting 2.8L Diesel [ENS]  
Figure 009ENS-1205



ITEM	PART NUMBER	QTY	LINE	SERIES	BODY	ENGINE	TRANS	TRIM	DESCRIPTION
------	-------------	-----	------	--------	------	--------	-------	------	-------------

NOTE:  
Sales Codes:  
[DBB] = All Manual Transmissions  
[DEH] = 6-Speed Manual NSG370 Transmission  
[DGQ] = 5-Speed Automatic 545RFE Transmission  
[DGV] = 4-Speed Automatic VLP 42RLE Transmission  
[DG0] = All Automatic Transmissions  
[DHE] = Manual Shift On The Fly NVG 241 Generation II Transfer Case  
[DHW] = 4:1 Rock-Trac H.D. Part Time 4WD NVG 241 Transfer Case  
[EGT] = 3.8L V-6 SMPI Engine  
[EG0] = All V-6 Engines  
[ENS] = 2.8L 4 Cylinder Turbo Diesel Next Generation  
[EN0] = All Turbo Diesel Engines  
[NAA] = Federal Emissions  
[NAE] = California Emissions  
[NAS] = 50 State Emissions  
[NA1] = Export Emissions  
[XEF] = Transfer Case Skid Plate Sheild

1									BRACKET, Engine Mount
	52060197AC	1	J, U			EN0			
		1	J, T, U			EN0			
2									ISOLATOR, Engine Mount
	52060196AD	2	J, U			EN0			
		2	J, T, U			EN0			
3	52060195AD	1	J, T, U			EN0			BRACKET, Engine Mount
4									ISOLATOR, Engine Mount
	52060196AD	2	J, U			EN0			
		2	J, T, U			EN0			
5	52126183AB	1	U			EN0			SHIELD, Heat
6									BOLT, M12x1.75x35.00
	06102414AA	8	J, U			EN0			Bracket To Engine Block, Mounting
		8	J, T, U			EN0			Bracket To Engine Block, Mounting
7	06502835	2	J, T, U			EN0			NUT, Hex Flange Lock, M12x1.75

WRANGLER (JK)					
SERIES	LINE	BODY	ENGINE	TRANSMISSION	
P = PREMIUM	T = JEEP - 2WD	72 = SPORT UTILITY 2-DR	EGT = 3.8L V6 SMPI Engine	DEH = 6-Speed Manual NSG370	
S = SPORT	J = JEEP - 4WD	TYPE #2	ENS = 2.8L 4 Cyl TD Next	Transmission	
M = MEDIUM	U = JEEP - 4WD (RHD)	74 = SPORT UTILITY 4-DR	Generation Engine	DGV = 4-Spd. Automatic VLP 42RLE	
L = LOWLINE		TYPE #4		Trans	
				DGQ = 5-Spd Automatic 545RFE	
				Transmission	