

# Group - 22


## Wheels

### Group - 22 Wheels

Illustration Title	Group-Fig. No.
<b>Wheels, Tires and Hardware</b>	
Wheels and Hardware .....	Fig. 22 - 105
<b>Wheel Covers and Center Caps</b>	
Caps and Covers.....	Fig. 22 - 205
<b>Jack Stowage</b>	
Jack and Stowage.....	Fig. 22 - 305
<b>Wheel Spare</b>	
Wheel, Spare Tailgate Mounted.....	Fig. 22 - 405

<b>022-100</b> Wheels, Tires and Hardware	<b>022-200</b> Wheel Covers and Center Caps	<b>022-300</b> Jack Stowage	<b>022-400</b> Wheel Spare
--	--	--------------------------------	-------------------------------

Wheels and Hardware  
Figure 22-105




ITEM	PART NUMBER	QTY	LINE	SERIES	BODY	ENGINE	TRANS	TRIM	DESCRIPTION
------	----------------	-----	------	--------	------	--------	-------	------	-------------

NOTES: Sales Codes:  
[WFF] = 17x7.5 Aluminum Wheel  
[WF4] = 17x7.5 Aluminum Machined Cast Wheel  
[WKB] = Matching Spare Wheel  
[WLC] = 16x7.0 Luxury Styled Steel Wheel  
[WNJ] = 16x7.0 Aluminum Wheel  
[WPB] = 18x7.5 Aluminum Wheel

1									SENSOR, Tire Pressure
	56053036AA	1	J, U		72				
		1	J, T, U		74				
2	56053037AA	1	J, U		72				NUT, Tire Pressure Sensor
3									WHEEL, Steel
	1AH73S4AAB	4	J, U		72				[WLC] 16x7.0 Lux Styled Steel Wheel
		4	J, T, U		74				[WLC] 16x7.0 Lux Styled Steel Wheel
		1	J, U		72				[WLC] 16x7.0 Lux Styled Steel Wheel and [WKB] Matching Spare Wheel
		1	J, T, U		74				[WLC] 16x7.0 Lux Styled Steel Wheel and [WKB] Matching Spare Wheel
4									WHEEL, Aluminum
	1AH77PAKAB	4	J, U		72				[WNJ] 16x7.0 Aluminum Wheel
		4	J, T, U		74				[WNJ] 16x7.0 Aluminum Wheel
		1	J, U		72				[WNJ] 16x7.0 Aluminum Wheel and [WKB] Matching Spare Wheel
		1	J, T, U		74				[WNJ] 16x7.0 Aluminum Wheel and [WKB] Matching Spare Wheel
	1AH78PAKAC	4	J, U		72				[WFF] 17x8.0 Aluminum Wheel
		4	J, T, U		74				[WFF] 17x8.0 Aluminum Wheel
		1	J, U		72				[WFF] 17x8.0 Aluminum Wheel and [WKB] Matching Spare Wheel
		1	J, T, U		74				[WFF] 17x8.0 Aluminum Wheel and [WKB] Matching Spare Wheel
	1BB71PAKAB	4	J, T, U		74				[WPK] 18x7.5 Aluminum Machined Cast and [WKB] Matching Spare Wheel
	1BZ81PAKAC	4	J, U		72				[WF4] 17x7.5 Aluminum Machined Cast Wheel

WRANGLER (JK)					
SERIES	LINE	BODY	ENGINE	TRANSMISSION	
P = PREMIUM	T = JEEP - 2WD	72 = SPORT UTILITY 2-DR	EGT = 3.8L V6 SMPI Engine	DEH = 6-Speed Manual NSG370	
S = SPORT	J = JEEP - 4WD	TYPE #2	ENS = 2.8L 4 Cyl TD Next	Transmission	
M = MEDIUM	U = JEEP - 4WD (RHD)	74 = SPORT UTILITY 4-DR	Generation Engine	DGV = 4-Spd. Automatic VLP 42RLE	
L = LOWLINE		TYPE #4		Trans	
				DGQ = 5-Spd Automatic 545RFE	
				Transmission	


Wheels and Hardware  
Figure 22-105



ITEM	PART NUMBER	QTY	LINE	SERIES	BODY	ENGINE	TRANS	TRIM	DESCRIPTION
		4	J, T, U		74				[WF4] 17x7.5 Aluminum Machined Cast Wheel
		1	J, U		72				[WF4] 17x7.5 Aluminum Machined Cast Wheel and [WKB] Matching Spare Wheel
		1	J, T, U		74				[WF4] 17x7.5 Aluminum Machined Cast Wheel and [WKB] Matching Spare Wheel
	1JC34PAKAA	4	J, U		72				[WPK] 18x7.5 Aluminum Machined Cast
		4	J, T, U		74				[WPK] 18x7.5 Aluminum Machined Cast
		1	J, U		72				[WPK] 18x7.5 Aluminum Machined Cast and [WKB] Matching Spare Wheel
		1	J, T, U		74				[WPK] 18x7.5 Aluminum Machined Cast and [WKB] Matching Spare Wheel
5									NUT, Wheel, .50x20
	06036310AA	20	J, U		72				
		20	J, T, U		74				
-6									STEM, Wheel Valve
	02073355	5	J, U		72				
		5	J, T, U		74				
-7									HARDWARE KIT, Mounting
	68020722AA	4	J, U		72				Contains: Valve Stem Cap, Black, Valve Stem Cap, Grey, TPM Valve Core & Instruction Sheet
		4	J, T, U		74				Contains: Valve Stem Cap, Black, Valve Stem Cap, Grey, TPM Valve Core & Instruction Sheet
		1	J, U		72				Contains: TPM Retaining Nut, Seal Support Washer, Valve Stem Cap, Black, Valve Stem Cap, Grey, TPM to Wheel Rim Seal TPM Valve Core & Instruction Sheet
		1	J, T, U		74				Contains: TPM Retaining Nut, Seal Support Washer, Valve Stem Cap, Black, Valve Stem Cap, Grey, TPM to Wheel Rim Seal TPM Valve Core & Instruction Sheet

WRANGLER (JK)					
SERIES	LINE	BODY	ENGINE	TRANSMISSION	
P = PREMIUM	T = JEEP - 2WD	72 = SPORT UTILITY 2-DR	EGT = 3.8L V6 SMPI Engine	DEH = 6-Speed Manual NSG370	
S = SPORT	J = JEEP - 4WD	TYPE #2	ENS = 2.8L 4 Cyl TD Next	Transmission	
M = MEDIUM	U = JEEP - 4WD (RHD)	74 = SPORT UTILITY 4-DR	Generation Engine	DGV = 4-Spd. Automatic VLP 42RLE	
L = LOWLINE		TYPE #4		Trans	
				DGQ = 5-Spd Automatic 545RFE	
				Transmission	

Wheels and Hardware  
Figure 22-105



ITEM	PART NUMBER	QTY	LINE	SERIES	BODY	ENGINE	TRANS	TRIM	DESCRIPTION
	68020724AA	4	J, T, U		74				Contains: Valve Stem, TPM to Wheel Rim Seal, TPM Valve Core, Instruction Sheet
		1	J, U		72				Contains: Valve Stem, TPM to Wheel Rim Seal, TPM Valve Core, Instruction Sheet
-8	68023890AA	4	J, U		72				CAP KIT, Valve Stem, Grey
		4	J, T, U		74				Qty. of 5
-9	68023889AA	4	J, U		72				CAP KIT, Valve Stem, Black
		4	J, T, U		74				Qty. of 5

WRANGLER (JK)				
SERIES	LINE	BODY	ENGINE	TRANSMISSION
P = PREMIUM	T = JEEP - 2WD	72 = SPORT UTILITY 2-DR	EGT = 3.8L V6 SMPI Engine	DEH = 6-Speed Manual NSG370
S = SPORT	J = JEEP - 4WD	TYPE #2	ENS = 2.8L 4 Cyl TD Next	Transmission
M = MEDIUM	U = JEEP - 4WD (RHD)	74 = SPORT UTILITY 4-DR	Generation Engine	DGV = 4-Spd. Automatic VLP 42RLE
L = LOWLINE		TYPE #4		Trans
				DGQ = 5-Spd Automatic 545RFE
				Transmission

Caps and Covers  
Figure 22-205

ITEM	PART NUMBER	QTY	LINE	SERIES	BODY	ENGINE	TRANS	TRIM	DESCRIPTION
------	----------------	-----	------	--------	------	--------	-------	------	-------------

NOTES: Sales Codes:  
[TBB] = Full Size Spare Tire  
[WFF] = 17x8.0 Aluminum Wheel  
[WF4] = 17x7.5 Aluminum Machined Cast Wheel  
[WLY] = All Steel Wheels  
[WNJ] = 16x7.0 Aluminum Wheel  
[WPB] = 18x8.0 Aluminum Wheel

1									CAP, Wheel Center
	1AH90S4AAC	4	J, U		72				[WLY] All Steel Wheels
		4	J, T, U		74				[WLY] All Steel Wheels
		1	J, U		72				[WLY] All Steel Wheels and [TBB] Full Size Spare Tire
		1	J, T, U		74				[WLY] All Steel Wheels and [TBB] Full Size Spare Tire
2									CAP, Wheel Center
	52090402AA	4	J, U		72				[WF4] 17x7.5 Aluminum Machined Cast Wheel
		4	J, U		74				[WF4] 17x7.5 Aluminum Machined Cast Wheel
		1	J, U		72				[WF4] 17x7.5 Aluminum Machined Cast Wheel and [TBB] Full Size Matching Spare Tire
		1	J, U		74				[WF4] 17x7.5 Aluminum Machined Cast Wheel and [TBB] Full Size Matching Spare Tire
	5HT59PAKAB	4	J, U		72				[WFF] 17x8.0 Aluminum Wheel or [WNJ] 16x7.0 Aluminum Wheel or [WPB] 18x8.0 Aluminum Wheel
		4	J, T, U		74				[WFF] 17x8.0 Aluminum Wheel or [WNJ] 16x7.0 Aluminum Wheel or [WPB] 18x8.0 Aluminum Wheel
		1	J, U		72				[WFF] 17x8.0 Aluminum Wheel or [WNJ] 16x7.0 Aluminum Wheel or [WPB] 18x8.0 Aluminum Wheel and [TBB] Full Size Spare Tire
		1	J, T, U		74				[WFF] 17x8.0 Aluminum Wheel or [WNJ] 16x7.0 Aluminum Wheel or [WPB] 18x8.0 Aluminum Wheel and [TBB] Full Size Spare Tire

WRANGLER (JK)				
SERIES	LINE	BODY	ENGINE	TRANSMISSION
P = PREMIUM	T = JEEP - 2WD	72 = SPORT UTILITY 2-DR TYPE #2	EGT = 3.8L V6 SMPI Engine	DEH = 6-Speed Manual NSG370 Transmission
S = SPORT	J = JEEP - 4WD	74 = SPORT UTILITY 4-DR TYPE #4	ENS = 2.8L 4 Cyl TD Next Generation Engine	DGV = 4-Spd. Automatic VLP 42RLE Trans
M = MEDIUM	U = JEEP - 4WD (RHD)			DGQ = 5-Spd Automatic 545RFE Transmission
L = LOWLINE				

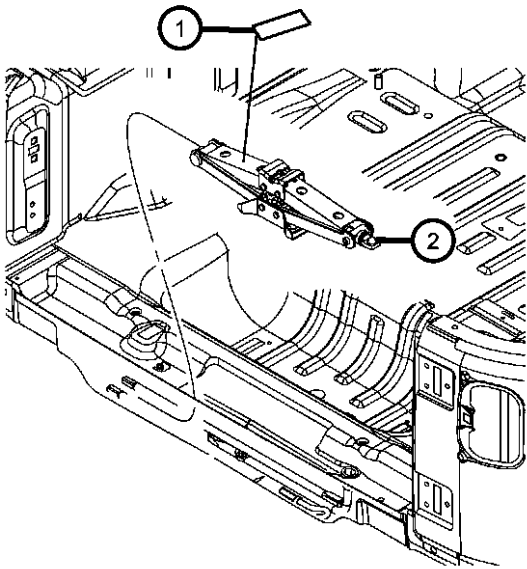
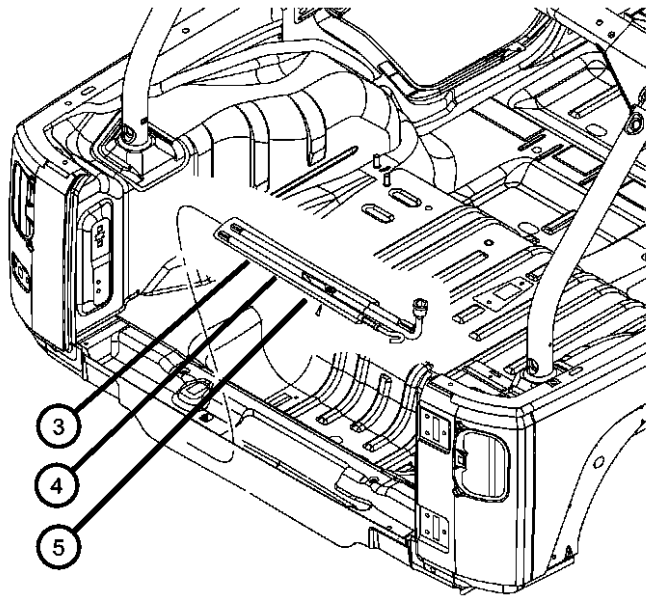
Caps and Covers  
Figure 22-205

ITEM	PART NUMBER	QTY	LINE	SERIES	BODY	ENGINE	TRANS	TRIM	DESCRIPTION
------	----------------	-----	------	--------	------	--------	-------	------	-------------

		1	J, U		72				[WFF] 17x8.0 Aluminum Wheel or [WNJ] 16x7.0 Aluminum Wheel and [TBB] Full Size Matching Spare Tire
		1	J, T, U		74				[WFF] 17x8.0 Aluminum Wheel or [WNJ] 16x7.0 Aluminum Wheel and [TBB] Full Size Matching Spare Tire
		4	J, U		72				[WFF] 17x8.0 Aluminum Wheel or [WNJ] 16x7.0 Aluminum Wheel
		4	J, T, U		74				[WFF] 17x8.0 Aluminum Wheel or [WNJ] 16x7.0 Aluminum Wheel
		1	J, U		72				[WFF] 17x8.0 Aluminum Wheel and [TBB] Full Size Spare Tire
		4	J, U		72				[WFF] 17x8.0 Aluminum Wheel
		4	J, T, U		74				[WFF] 17x8.0 Aluminum Wheel
-3									COVER, Spare Tire
	1EB261X7AA	1	J, U		72				16 inch
		1	J, T, U		74				16 inch
	1EB891X7AA	1	J, U		72				17 inch
		1	J, T, U		74				17 inch
	1EM211X7AA	1	J, U		72				18 inch
		1	J, T, U		74				18 inch

<b>WRANGLER (JK)</b>				
SERIES	LINE	BODY	ENGINE	TRANSMISSION
P = PREMIUM	T = JEEP - 2WD	72 = SPORT UTILITY 2-DR	EGT = 3.8L V6 SMPI Engine	DEH = 6-Speed Manual NSG370
S = SPORT	J = JEEP - 4WD	TYPE #2	ENS = 2.8L 4 Cyl TD Next	Transmission
M = MEDIUM	U = JEEP - 4WD (RHD)	74 = SPORT UTILITY 4-DR	Generation Engine	DGV = 4-Spd. Automatic VLP 42RLE
L = LOWLINE		TYPE #4		Trans
				DGQ = 5-Spd Automatic 545RFE
				Transmission

Jack and Stowage  
Figure 22-305



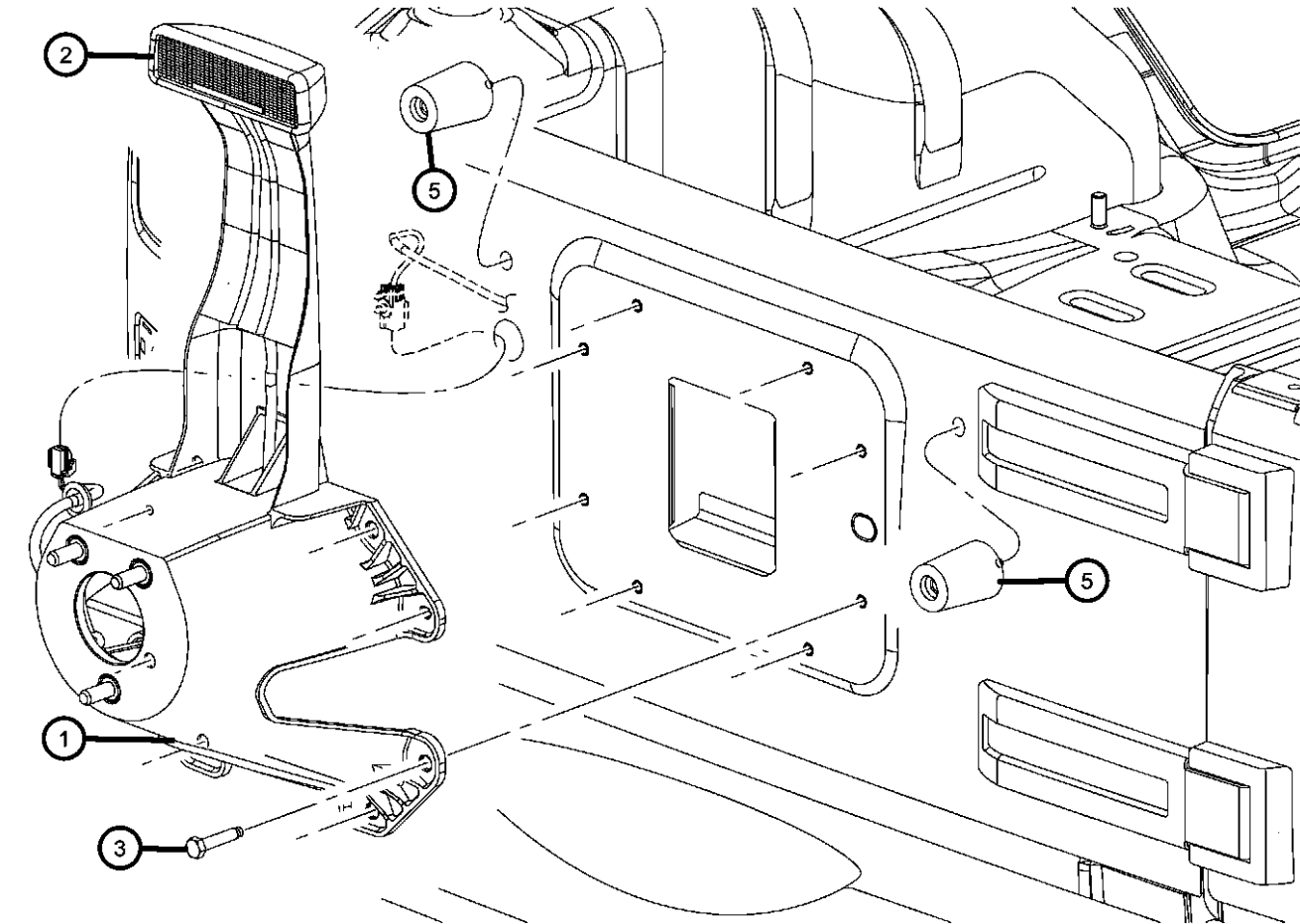
ITEM	PART NUMBER	QTY	LINE	SERIES	BODY	ENGINE	TRANS	TRIM	DESCRIPTION
1	52110392AB	1	J, U		72				LABEL, Jack Caution
		1	J, T, U		74				French/English
	52110400AB	1	J, U		72				French/English
		1	J, T, U		74				Arabic
2	55366972AA	1	J, U		72				Arabic
		1	J, T, U		74				JACK
3	52124170AA	1	J, U		72				
		1	J, T, U		74				WRENCH, Wheel Lug Nut
4	52005179AB	1	J, U		72				
		1	J, T, U		74				EXTENSION, Jack Handle
	52005180AA	1	J, U		72				Hook
		1	J, T, U		74				Hook
5	52126103AB	1	J, U		72				Tube
		1	J, T, U		74				Tube
	52126112AB	1	J, U		72				HANDLE, Jack
		1	J, T, U		74				
-6	52126112AB	1	J, U		72				
		1	J, T, U		74				BAG, Jack Tool Storage

WRANGLER (JK)		BODY		ENGINE	TRANSMISSION
SERIES	LINE				
P = PREMIUM	T = JEEP - 2WD	72 = SPORT UTILITY 2-DR		EGT = 3.8L V6 SMPI Engine	DEH = 6-Speed Manual NSG370
S = SPORT	J = JEEP - 4WD	TYPE #2		ENS = 2.8L 4 Cyl TD Next	Transmission
M = MEDIUM	U = JEEP - 4WD (RHD)	74 = SPORT UTILITY 4-DR		Generation Engine	DGV = 4-Spd. Automatic VLP 42RLE
L = LOWLINE		TYPE #4			Trans
					DGQ = 5-Spd Automatic 545RFE
					Transmission

Wheel, Spare Tailgate Mounted  
Figure 22-405

ITEM	PART NUMBER	QTY	LINE	SERIES	BODY	ENGINE	TRANS	TRIM	DESCRIPTION
------	-------------	-----	------	--------	------	--------	-------	------	-------------

NOTES: Sales Codes:  
[CSA] = Spare Tire Cover  
[LPS] = CHMSL Lamp  
[TBR] = Outside Tire Carrier  
[TT6] = P255/70R18 OWL On/Off Road Tire  
[TUF] = P255/75R17 OWL On/Off Road Tire  
[TYX] = P245/75R16 BSW On/Off Road Tire



1	55397217AD	1	J, T, U		72, 74				BRACKET, Spare Tire, Module
2	55397243AB	1	J, U		72				LAMP, High Mounted Stop
		1	J, T, U		74				
3	06509043AA	8	J, T, U		72, 74				SCREW, Hex Head, M8x1.25x30
-4	1EB261X7AA	1	J, U		72				COVER, Spare Tire
		1	J, T, U		74				16 inch
	1EB891X7AA	1	J, U		72				16 inch
		1	J, T, U		74				17 inch
	1EM211X7AA	1	J, U		72				17 inch
		1	J, T, U		74				18 inch
									18 inch
5	55395993AB	2	J, U		72				BUMPER, STABILIZER SPARE
		2	J, T, U		74				TIRE

WRANGLER (JK)					
SERIES	LINE	BODY	ENGINE	TRANSMISSION	
P = PREMIUM	T = JEEP - 2WD	72 = SPORT UTILITY 2-DR	EGT = 3.8L V6 SMPI Engine	DEH = 6-Speed Manual NSG370	
S = SPORT	J = JEEP - 4WD	TYPE #2	ENS = 2.8L 4 Cyl TD Next	Transmission	
M = MEDIUM	U = JEEP - 4WD (RHD)	74 = SPORT UTILITY 4-DR	Generation Engine	DGV = 4-Spd. Automatic VLP 42RLE	
L = LOWLINE		TYPE #4		Trans	
				DGQ = 5-Spd Automatic 545RFE	
				Transmission	